

WEST

FOR
THE
LOVE
OF
SNOWBOARDING



25-26 / CLASSIC LINE



ARVINE



UTOPIA



CPT ACHAB



HACHE

25-26 / PARK LINE



OG STANDARD



SALAZ



NATION

SPECS & INFOS

- ! Pre-Launch - Limited sizes - Winter 2025
- ! Official Launch - Sept/Oct 2025
- ! Carry-forward for 25-26
- ! New Lightweight - durable topsheet

- ! Hache 153cm = Unisex
- ! Utopia 148 - wmn / 152 - unisex
- ! Arvine - EASY BEST SELLER
- ! CPT Achab - new construction
 - ! Additional Kevlar bands along the edge between the inserts



WEST

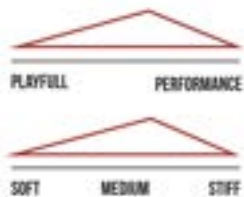
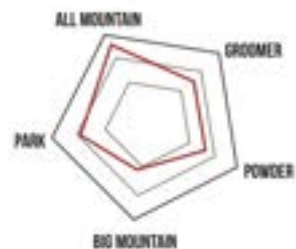
FOR THE LOVE OF SNOWBOARDING

MODEL ¥90,000 (99,000taxin)

LA HACHE

PROGRAM

UNISEX FIT



CONSTRUCTION

PROFILE

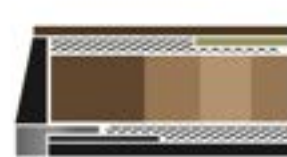
DIRECTIONAL TWIN

CAMBER

HYBRID

SET BACK

-20 MM



- DURABLE LIGHT WEIGHT IMPACT PROOF IPC TOP SHEET
- 2X TIP TO TAIL CARBON-KEVLAR-BASALT STRINGERS
- 90° ANTI-DEFORMATION BI-AXIAL FIBERGLASS
- BEECH, POPLAR, SPRUCE, PAULOWNIA WOODCORE
- DOUBLE RABBET ABS SHOCK ABSORBER
- 2MM PREMIUM STEEL EDGES ANTI RUST TREATMENT
- S7200 BASE

SPECS

size	153 cm	156 cm	159 cm	162 cm
profile	dir. twin	dir. twin	dir. twin	dir. twin
flex rating	6/10	7/10	7/10	8/10
nose width	297 mm	300 mm	303 mm	306 mm
waist width	252 mm	255 mm	259 mm	262 mm
tail width	297 mm	300 mm	303 mm	306 mm
radius	7.1 m	7.34 m	7.7 m	8.0 m
nose length	195 mm	199 mm	203 mm	207 mm
tail length	195 mm	199 mm	203 mm	207 mm
running length	1130 mm	1152 mm	1174 mm	1196 mm
set back	-20 mm	-20 mm	-20 mm	-20 mm

DURABILITY



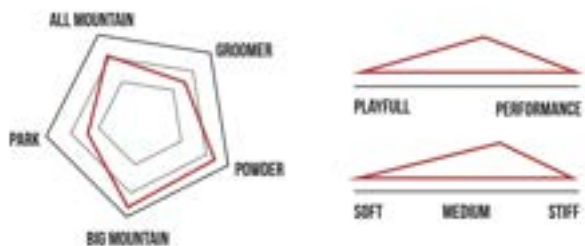
WEST

FOR THE LOVE OF SNOWBOARDING

MODEL ¥110,000 (121,000taxin)

CPT ACHAB

PROGRAM *UNISEX FIT*



CONSTRUCTION

PROFILE **DIRECTIONAL TWIN** CAMBER **HYBRID** SET BACK **-20 MM**



- DURABLE LIGHT WEIGHT IMPACT PROOF IPC TOP SHEET
- TIP AND TAIL KEVLAR-CARBON CROSS + STRINGERS
- 90° ANTI-DEFORMATION BI-AXIAL FIBERGLASS
- BEECH, POPLAR, SPRUCE, PALLOWNIA WOODCORE
- DOUBLE RABBIT ABS SHOCK ABSORBER
- 2MM PREMIUM STEEL EDGES ANTI RUST TREATMENT
- S7200 BASE

SPECS

size	158 cm	163 cm
profile	dir. twin	dir. twin
flex rating	7/10	7/10
nose width	295 mm	301 mm
waist width	255 mm	262 mm
tail width	295 mm	301 mm
radius	7.16 m	7.5 m
nose legh	255 mm	264 mm
tail legh	255 mm	264 mm
running legh	1070 mm	1102 mm
set back	-20 mm	-20 mm

DURABILITY



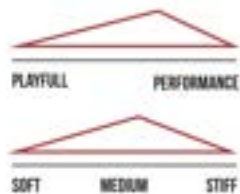
owner operator business



MODEL ¥100,000 (110,000taxin)

ARVINE

PROGRAM *WOMAN'S FIT*



CONSTRUCTION

PROFILE **DIRECTIONAL** CAMBER **HYBRID** SET BACK **-10 MM**



- DURABLE LIGHT WEIGHT IMPACT PROOF IPC TOP SHEET
- 2X TIP TO TAIL CARBON-KEVLAR-BASALT STRINGERS
- 90° ANTI-DEFORMATION BI-AXIAL FIBERGLASS
- BEECH, POPLAR, SPRUCE, PAULOWNIA WOODCORE
- DOUBLE RABBET ABS SHOCK ABSORBER
- 2MM PREMIUM STEEL EDGES ANTI RUST TREATMENT
- S7200 BASE

SPECS

size	141 cm	145 cm	148 cm	151 cm	154 cm
profile	directional	directional	directional	directional	directional
flex rating	6/10	6/10	6/10	7/10	7/10
nose width	276 mm	279 mm	281 mm	288 mm	291 mm
waist width	236 mm	238 mm	240 mm	246 mm	249 mm
tail width	276 mm	279 mm	281 mm	288 mm	291 mm
radius	6.3 m	6.4 m	7.3 m	7.5 m	7.7 m
nose legh	200 mm	220 mm	220 mm	220 mm	220 mm
tail legh	180 mm	200 mm	200 mm	200 mm	200 mm
running leght	1030 mm	1030 mm	1060 mm	1090 mm	1120 mm
set back	-10 mm	-10 mm	-10 mm	-10 mm	-10 mm

DURABILITY



WEST

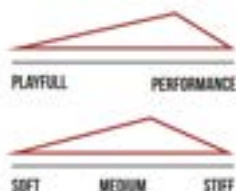
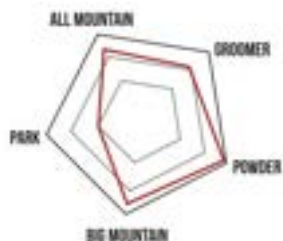
FOR THE LOVE OF SNOWBOARDING

MODEL ¥92,000 (101,200taxin)

UTOPIA

PROGRAM

UNISEX FIT



CONSTRUCTION

PROFILE **DIRECTIONAL** CAMBER **FREERIDE CAMBER** SET BACK **-15 MM**



- DURABLE LIGHT WEIGHT IMPACT PROOF IPC TOP SHEET
- 2X TIP TO TAIL CARBON KEVLAR STRINGERS + NOSE «»»
- 90° ANTI-DEFORMATION BI-AXIAL FIBERGLASS
- BEECH, POPLAR, SPRUCE, PAULOWNIA WOODCORE
- DOUBLE RABBIT ABS SHOCK ABSORBER
- 2MM PREMIUM STEEL EDGES ANTI RUST TREATMENT
- IS7200 BASE

SPECS

	148 cm	152 cm	156 cm	160 cm
size	148 cm	152 cm	156 cm	160 cm
profile	directional	directional	directional	directional
flex rating	6/10	6/10	7/10	7/10
nose width	308 mm	315 mm	320 mm	325 mm
waist width	258 mm	264 mm	266 mm	268 mm
tail width	287 mm	296 mm	300 mm	304 mm
radius	7,2 m	7,2 m	7,2 mm	7,2 mm
running leght	1070 mm	1100 mm	1130 mm	1160 mm
set back	-15mm	-15mm	-15mm	-15mm

DURABILITY



OG Standard

NEW SIZES: 156-159-162




- DURABLE LIGHT WEIGHT IMPACT PROOF IPC TOP SHEET
- 2X TIP TO TAIL CARBON-KEVLAR-BASALT STRINGERS
- 90° ANTI-DEFORMATION BI-AXIAL FIBERGLASS
- BEECH, POPLAR, SPRUCE, PAULOWNIA WOODCORE
- DOUBLE RABBET ABS SHOCK ABSORBER
- 2MM PREMIUM STEEL EDGES ANTI RUST TREATMENT
- IS7200 BASE

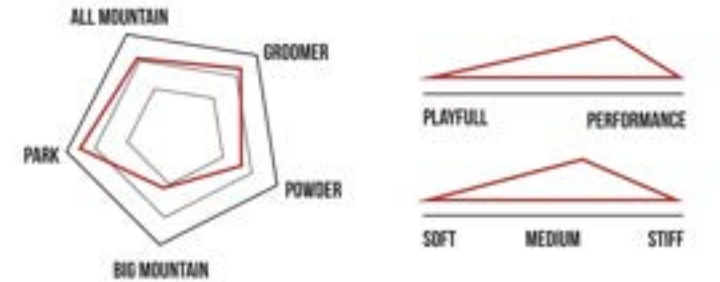
SPECS

	156 cm	159 cm	162 cm
size	156 cm	159 cm	162 cm
profile	dir. twin	dir. twin	dir. twin
flex rating	7/10	7/10	8/10
nose width	300 mm	303 mm	306 mm
waist width	255 mm	259 mm	262 mm
tail width	300 mm	303 mm	306 mm
radius	7.34 m	7.7 m	8.0 m
nose length	199 mm	203 mm	207 mm
tail length	199 mm	203 mm	207 mm
running length	1152 mm	1174 mm	1196 mm
set back	-20 mm	-20 mm	-20 mm

DURABILITY



PROGRAM \110,000(121,000taxin) *UNISEX FIT*



CONSTRUCTION

PROFILE: DIRECTIONAL TWIN
CAMBER: FULL CAMBER
SET BACK: -20 MM

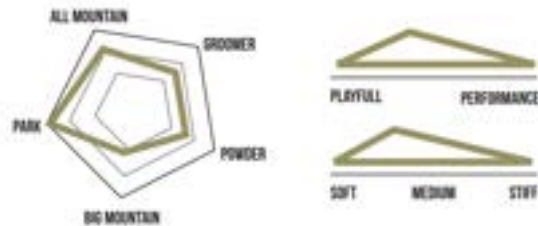


Nation / THE board for Everyone

The NaTion is not only a snowboard but also a statement:



PROGRAM ¥70,000 (77,000tax in)




SPECS

	142cm	145cm	148cm	150cm	153cm	155cm
size	142cm	145cm	148cm	150cm	153cm	155cm
flex rating	5/10	5/10	5/10	5/10	5/10	5/10
nose width	280mm	285mm	290mm	295mm	300mm	304mm
waist width	227mm	230mm	233mm	236mm	241mm	244mm
tail width	280mm	285mm	290mm	295mm	299mm	294mm
radius	6.3m	6.3m	6.3m	6.3m	7.1m	7.2m
nose length	225mm	225mm	225mm	200mm	205mm	215mm
tail length	215mm	215mm	215mm	200mm	205mm	215mm
standing height	980mm	1010mm	1040mm	1070mm	1100mm	1130mm
set back	0mm	0mm	0mm	0mm	0mm	0mm

CONSTRUCTION

PROFILE TRUE TWIN **CAMBER** FULL **SET BACK** 0MM



DURABILITY

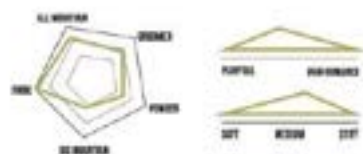


SALAZ

¥80,000 (88,000tax in)

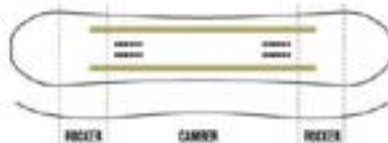


PROGRAM



CONSTRUCTION

PROFILE: TRUE TWIN
CAMBER: HYBRID
SET BACK: 0 MM



SPECS

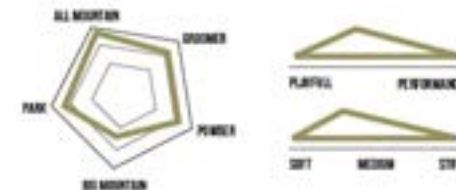
Size	128 cm	134 cm	140 cm	146 cm
profile	True Twin	True Twin	True Twin	True Twin
flex	4.5/5	4.7/5	4.9/5	5.1/5
rise	270 mm	287 mm	303 mm	320 mm
width	270 mm	287 mm	303 mm	320 mm
heel width	100 mm	107 mm	114 mm	121 mm
radius	7.8 m	7.8 m	7.8 m	7.8 m
rise length	210 mm	210 mm	210 mm	210 mm
heel length	110 mm	110 mm	110 mm	110 mm
heel back	0 mm	0 mm	0 mm	0 mm

DURABILITY



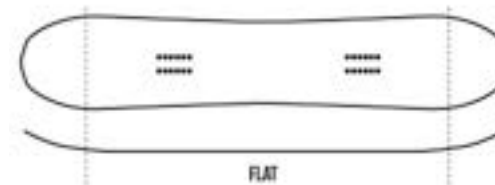
Kids are Future

¥48,000 (52,800tax in)



CONSTRUCTION

PROFILE: TRUE TWIN
CAMBER: FLAT
SET BACK: 0 MM



- TOP SHEET
- 100% 100% BIRCH PLYWOOD
- 100% 100% BIRCH PLYWOOD
- 100% 100% BIRCH PLYWOOD
- 100% 100% BIRCH PLYWOOD
- 100% 100% BIRCH PLYWOOD
- 100% 100% BIRCH PLYWOOD
- 100% 100% BIRCH PLYWOOD
- 100% 100% BIRCH PLYWOOD
- 100% 100% BIRCH PLYWOOD

SPECS

Measuring from 100mm

Size	128 cm	134 cm	140 cm	146 cm
profile	True Twin	True Twin	True Twin	True Twin
flex	4.5/5	4.7/5	4.9/5	5.1/5
rise	270 mm	287 mm	303 mm	320 mm
width	270 mm	287 mm	303 mm	320 mm
heel width	100 mm	107 mm	114 mm	121 mm
radius	7.8 m	7.8 m	7.8 m	7.8 m
rise length	210 mm	210 mm	210 mm	210 mm
heel length	110 mm	110 mm	110 mm	110 mm
heel back	0 mm	0 mm	0 mm	0 mm

DURABILITY



SPLIT / GRAMONT & MUVERAN

¥130,000 (143,000tax in)



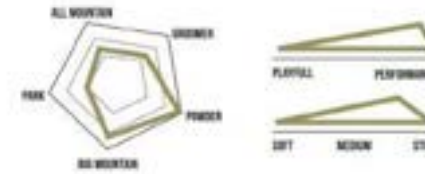
GRAMONT



MUVERAN

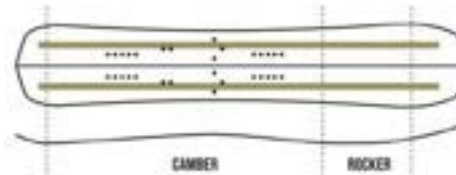


PROGRAM



CONSTRUCTION

PROFILE: DIRECTIONAL
CAMBER: FREERIDE CAMBER
SET BACK: -25 MM

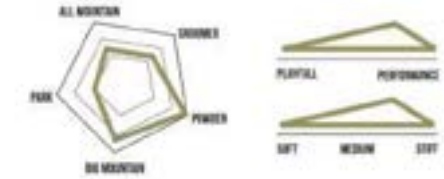


- TOP SHEET
- 90% Kevlar FIBERGLASS
- 2x CARBON Kevlar STRINGS
- TOP TO TAL WOODCORE
- SUPPLER - POLYURETHANE
- UNDER LAMINATE
- 3000 POUNDS STEEL EDGES
- P-TEX TOP SIDE

SPECS

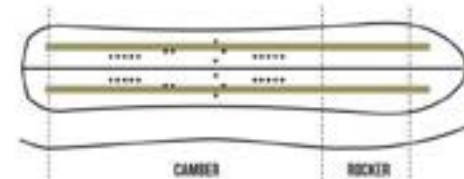
size	147cm	153cm	159cm	164cm
profile	directional	directional	directional	directional
flex rating	8/10	8/10	8/10	8/10
nose width	290 mm	306 mm	312 mm	314 mm
waist width	240 mm	256 mm	264 mm	264 mm
tail width	278 mm	294 mm	300 mm	304 mm
radius	7 m	7.3 m	8.2 m	9.2 m
running length	1110	1145	1190	1235 mm
weight	16kl	16kl	16kl	--- 3.4 kg

PROGRAM



CONSTRUCTION

PROFILE: DIRECTIONAL
CAMBER: FREERIDE CAMBER
SET BACK: -25 MM



- TOP SHEET
- 90% Kevlar FIBERGLASS
- 2x CARBON Kevlar STRINGS
- TOP TO TAL WOODCORE
- SUPPLER - POLYURETHANE
- UNDER LAMINATE
- 3000 POUNDS STEEL EDGES
- P-TEX TOP SIDE

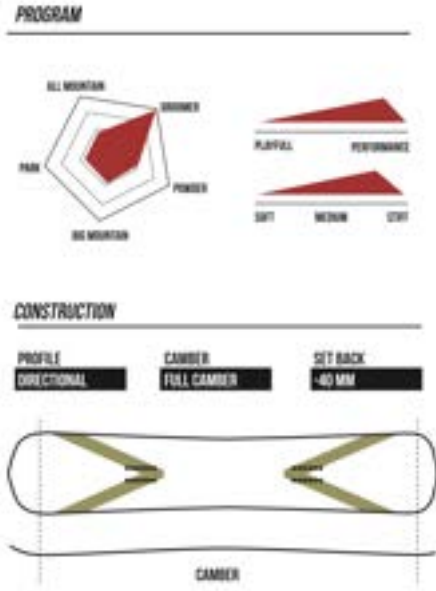
SPECS

size	153 cm	157 cm	159cm
profile	directional	directional	directional
flex rating	8/10	8/10	8/10
nose width	308 mm	320 mm	316 mm
waist width	254 mm	256 mm	264 mm
tail width	282 mm	300 mm	296 mm
radius	7.2 m	7.4 m	7.3 mm
running length	1110 mm	1130 mm	1170 mm
weight	16kl	---	2.7 kg

KARVING or KARTING or KRABING

¥120,000 (132,000taxin)

- ! We choose Karving
- ! Our best -seller in some asian countries
- ! Not quite yet in trend but somehow, yes it is THE TREND now



- LIGHT WEIGHT TOP SHEET
- TP AND TAIL HIGH CARBON STRINGERS
- 80° BI-AXIAL FIBERGLASS
- TP TO TAIL WOODCORE
- SPOPLAR - BEECH - PINEWOOD
- 80° BI-AXIAL FIBERGLASS
- GRAPHITE
- 2MM PROGRAM STEEL EDGES
- BUTYR BASE

SPECS

size	150 cm	160 cm
profile	directional	directional
flex rating	8/10	8/10
nose width	200 mm	200 mm
waist width	250 mm	250 mm
tail width	260 mm	260 mm
radius	9.5 m	9.5 m
nose length	110 mm	110 mm
tail length	120 mm	120 mm
turning length	1340 mm	1340 mm
set back	-80 mm	-80 mm

DURABILITY