



SESSIONS

ALWAYS HAVE ALWAYS WILL



SESSIONS

SKATEBOARDING & MUSIC HAVE ALWAYS BEEN A HUGE PART OF MY LIFE. THEY NOT ONLY SHAPED WHO I AM, THEY ALSO SHAPED SESSIONS AS A BRAND."
-FOUNDER, JOEL GOMEZ

IS SNOWBOARDING YOUR PASSION, A WAY OF LIFE, ALWAYS ON YOUR MIND? SAME WITH US. IT DOES NOT MATTER IF YOU ARE LAPPING 300 FEET OF VERTICAL WITH A ROPE TOW, SESSIONING YOUR SCHOOL'S HANDRAIL OR FLYING UP A MAJOR RESORT IN A HEATED GONDOLA- WE ARE HERE TO RIDE.



ALWAYS HAVE ALWAYS WILL

TEAM: FOR THE LOVE OF THE SPORT- OUR TEAM RIDES WITH CREATIVITY AND PASSION AND FUN. ON ANY GIVEN DAY YOU CAN FIND THE SESSIONS TEAM AT THE PARK OR IN THE STREETS MAKING THE MOST OF WHAT IS IN FRONT OF THEM.

SKATE



Sessions snowboard shop is the first registered snowboard shop in the U.S.

1983



1984
Steve Caballero was the first Professional Skateboarder on to the Sessions Team
Corey Obrien rides for the Sessions Skateboard Shop

1984
Sessions snowboard shop first Pro Rider Terry Kidwell



1986
Sessions Mail order business starts selling skateboards

1986
Sessions Mail order business starts selling snowboards



1987
Ray Barbee rides for the Sessions Team



1987
Sessions snowboard shop team grows: Sean Palmer

1990
Salman Agah and Tim Brauch ride for Sessions

1990
Sessions begins to make outerwear



1993
Matt Hensley worked and rode for the Sessions Skateboard Shop in Chicago and rode for the Sessions Skateboard Shop



1994
John Cardiel Signature pants are released



1994
Sessions Jamie Lynn signature Jacket

1996
Sessions introduces Gore-Tex to the outerwear line

1996

Sessions Launches ESTE, with Salman Agah and Tim Brauch (RIP)



1999
Sessions release movie: Viva Sessions

SNOW

MUSIC

1986
Sessions Mail order business starts Selling punk rock t-shirts and records



1993
Sessions Record Label is launched. Foot Fighters record and Descendents



1996
No Use For A Name / Soda, 7"



1997
Descendents Gotta (7" Single)
Gwar, Penguin Attack (7" Single)



1999
Supersuckers Hai Karate: 2 Coastin Classics! 7"

ALWAYS HAVE ALWAYS WILL



2000's

Darren Navarrette, Corey Duffel, Scott Bourne
Chet Childress, Adam Alfaro, J.R. Neves, Charlie Wilkins
Joe Hutchinson, Alex Chalmers, Austin Stevens
Jon Potts, Josh Perkins



2020

Aaron "Jaws" Homoki
Tristan Rennie
Chris Gregson

THE HISTORY OF SESSIONS



Shane McConkey (RIP)
signature jacket released

2001

Foo Fighters
All My Life
7" Single

Steve Caballero
Bandology Vol. 1
(CD, Comp)

2002



Sessions is the first
snowboard brand to
incorporate Recco
into its garments

2006

Audioslave
Show Me How To Live
(7" Single, Red)

2003



Metallica / Sessions
Jacket collaboration

2010



Pearl Jam / Sessions
Jacket collaboration

2011



Jesse Paul rides
for Sessions

2016



Metallica / Sessions
2nd Jacket collaboration

2017



Led Zeppelin / Sessions
Outerwear collaboration

2020




Sessions has always
represented the passion
for doing things on a board
The clothes, the music,
and the life style.
That will never change from
now on. Go out and get some!

BEGINNING AS THE FIRST SNOWBOARD SHOP IN NORTH AMERICA, SESSIONS STANDS PROUDLY AS AN INFLUENCER OF SNOWBOARDINGS COUNTER CULTURE AND INNOVATOR OF BAR NONE OUTERWEAR. NOW , WITH 37+ YEARS OF HERITAGE, OUR BRAND STILL ADVOCATES FOR BOHEMIAN LIFESTYLE WHILE PRODUCING EXCEPTIONAL WINTER APPAREL. INSPIRED BY MUSIC, SKATEBOARDING AND SNOWBOARDING, WE ARE QUICK TO INVITE ANYONE WITH THE LOVE OF STANDING SIDWAYS TO BE A PART OF THE MOVEMENT - A MOVEMENT MUCH MORE THAN JUST BOARDIN'. SURE, WE LOVE FIRST CHAIRS, APRESKI AND ALL THE TALL TALES SHARED BEFORE AND AFTER RIPPING, BUT WHAT WE BELIEVE IN IS LIVING PASSIONATELY. SO, BALANCED SOMEWHERE IN-BETWEEN SKATE GRINDS AND THE 9 TO 5 GRIND, SESSIONS HAS BEEN AND WILL INDEFINITELY CONTINUE TO BE ABOUT SESSIONING LIFE...

SNOWBOARD OUTERWEAR

OUR MISSION IS TO PROVIDE THE SESSIONS CUSTOMER WITH A WARM, DRY AND STYLISH PRODUCT TO GO OUT IN ALL CONDITIONS AND HAVE FUN.



ALWAYS HAVE ALWAYS WILL

SCOPE SHELL JACKET

CLASSIC MEETS CUTTING-EDGE. THE SCOPE SHELL COMBINES TIMELESS STYLING WITH ALL THE ESSENTIAL FEATURES YOU NEED TO OWN THE MOUNTAIN. LIGHTWEIGHT, WEATHER-READY, AND VERSATILE—THIS JACKET MAKES EVERY DAY ON THE SNOW YOUR BEST DAY.



SAND BEIGE
SSF250001

PURPLE
SSF250001

PISTACHIO
SSF250001

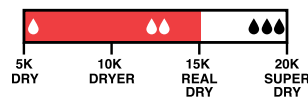
BLACK
SSF250001

FABRIC

- 2L MINI GROSGRAIN
- LINING - BRUSHED TRICOT / EMBOSSED TAFFETA / LYCRA / MESH

WATERPROOF

• 15K / 10K



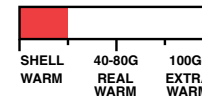
FIT

• STANDARD WITH DROPTAIL



INSULATION

• SHELL



SIZES

• XS - 2XL

FEATURES

- CRITICALLY SEAM-SEALED
- ADJUSTABLE 3-PIECE HOOD
- MESH BACKED UNDERARM VENTILATION
- YKK® AQUAGUARD® ZIPPERS
- AUDIO ROUTING
- JACKET TO PANT CONNECT
- LYCRA WRIST GAITERS
- STRETCH POWDER SKIRT
- INTERIOR GOGGLE POCKET
- SLEEVE PASS POCKET
- EASY ADJUST HEM W/ HAND POCKET ACCESS
- CUFF ADJUSTMENT W/ EXTENSIONS
- BRUSHED TRICOT CHIN GUARD



LYCRA WRIST GAITER



JACKET TO PANT CONNECT



UNDERARM VENTILATION



SLEEVE PASS POCKET



INTERIOR GOGGLE POCKET



CUFF ADJUSTMENT W/ EXTENSION

ALWAYS HAVE ALWAYS WILL

AGENT SHELL JACKET

CHANNEL THE BEST OF 90S SNOWBOARDING IN THE SCOUT JACKET. RETRO-INSPIRED DESIGN MEETS 25 YEARS OF INNOVATION FOR THE ULTIMATE THROWBACK LOOK THAT'S PACKED WITH MODERN-DAY TECH. STYLE AND PERFORMANCE, PERFECTED.



BEIGE
SSF250002

BLACK
SSF250002

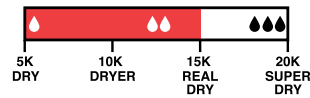
OLIVE
SSF250002

FABRIC

- 2L RIP STOP / 2L MINI GROSGRAIN
- LINING - EMBOSSED TAFFETA / BRUSHED TRICOT / LYCRA / MESH

WATERPROOF

- 15K / 10K



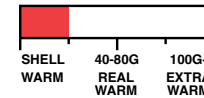
FIT

- STANDARD



INSULATION

- SHELL



SIZES

- XS - 2XL

FEATURES

- CRITICALLY SEAM-SEALED
- ADJUSTABLE 3-PIECE HOOD
- MESH BACKED UNDERARM VENTILATION
- AUDIO ROUTING
- JACKET TO PANT CONNECT
- LYCRA WRIST GAITERS
- STRETCH POWDER SKIRT
- INTERIOR GOGGLE POCKET
- SLEEVE PASS POCKET
- EASY ADJUST HEM W/ HAND POCKET ACCESS
- CUFF ADJUSTMENT W/EXTENSIONS
- BRUSHED TRICOT CHIN GUARD



LYCRA WRIST GAITER



JACKET TO PANT CONNECT



UNDERARM VENTILATION



SLEEVE PASS POCKET



INTERIOR GOGGLE POCKET



CUFF ADJUSTMENT W/ EXTENSION

ALWAYS HAVE ALWAYS WILL

RECON SHELL JACKET

TRACK-JACKET VIBES WITH NEXT-LEVEL PERFORMANCE. THE RECON KEEPS YOU DRY AND WARM, THANKS TO ADVANCED WATERPROOFING AND INSULATION. LOOK FRESH, FEEL UNSTOPPABLE, AND LEAVE WET, SOGGY JACKETS IN THE PAST.



PISTACHIO
SSF250003

OLIVE
SSF250003

PURPLE
SSF250003

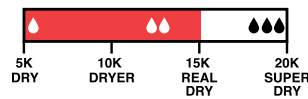
BEIGE
SSF250003

FABRIC

- 2L MINI GROSGRAIN
- LINING - BRUSHED TRICOT / EMBOSSED TAFFETA / LYCRA / MESH

WATERPROOF

• 15K / 10K



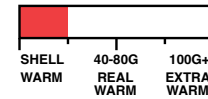
FIT

• STANDARD WITH DROPTAIL



INSULATION

• SHELL



SIZES

• XS - 2XL

FEATURES

- CRITICALLY SEAM-SEALED
- ADJUSTABLE 3-PIECE HOOD
- MESH BACKED UNDERARM VENTILATION
- AUDIO ROUTING
- JACKET TO PANT CONNECT
- LYCRA WRIST GAITERS
- STRETCH POWDER SKIRT
- INTERIOR GOGGLE POCKET
- SLEEVE PASS POCKET
- EASY ADJUST HEM W/ HAND POCKET ACCESS
- CUFF ADJUSTMENT W/EXTENSIONS
- BRUSHED TRICOT CHIN GUARD



LYCRA WRIST GAITER



JACKET TO PANT CONNECT



UNDERARM VENTILATION



SLEEVE PASS POCKET



INTERIOR GOGGLE POCKET



CUFF ADJUSTMENT W/ EXTENSION

ALWAYS HAVE ALWAYS WILL

MISSION JACKET

FROM THE HILL TO THE STREETS, THE MISSION JACKET DELIVERS. A FUNCTIONAL, MINIMALIST DESIGN FEATURING AN ADJUSTABLE HOOD AND ELASTIC HEM, THIS JACKET IS MADE FOR EFFORTLESS STYLE AND YEAR-ROUND VERSATILITY.



NAVY
SSF250004



PISTACHIO
SSF250004



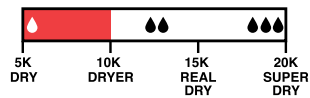
BLACK
SSF250004

FABRIC

- 2L PONGEE
- LINING- BRUSHED TRICOT/
EMBOSSED TAFFETA

WATERPROOF

- 10K / 10K



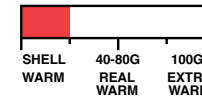
FIT

- STANDARD



INSULATION

- SHELL



SIZES

- XS - 2XL

FEATURES

- CRITICALLY SEAM-SEALED
- ADJUSTABLE HOOD
- ZIPPER HAND POCKETS
- SLEEVE RIB CUFF ADJUSTMENT W/EXTENSIONS
- ELASTIC GRIPPER HEM

ALWAYS HAVE ALWAYS WILL

MAJOR CARGO PANT

MAJOR STYLE. MAJOR COMFORT. MAJOR STORAGE. THE MAJOR CARGO PANT DELIVERS VOLUME, VERSATILITY, AND A STANDOUT LOOK THAT'S AS FUNCTIONAL AS IT IS FRESH.



BEIGE
SSF250008



OLIVE
SSF250008



BLACK
SSF250008



NAVY
SSF250008

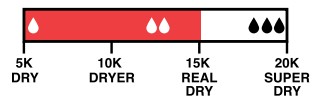


FABRIC

- 2L RIP STOP
- LINING - BRUSHED TRICOT / EMBOSSED TAFFETA / MESH

WATERPROOF

• 15K / 10K



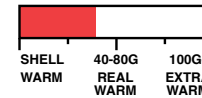
FIT

- BAGGY



INSULATION

- 40 GM - SEAT / KNEE



SIZES

- XS - 2XL

FEATURES

- CRITICALLY SEAM-SEALED
- MESH BACKED INSEAM VENTS
- EXTERNAL WAIST ADJUSTMENT SYSTEM
- POWDER SKIRT INTERFACE
- SNAP HEM GUSSET
- CORDURA REINFORCED BACK HEM
- KNEE ARTICULATION
- CARGO POCKET
- GLOVE HOOK
- BOOT GAITERS
- BOOT HOOKS
- MULTI HOOK



GLOVE HOOK



POWDER SKIRT
INTERFACE



MESH BACKED
INSEAM VENTS



CARGO POCKET



BOOT HOOKS

ALWAYS HAVE ALWAYS WILL

SQUADRON STANDARD FIT CARGO PANT

THE SQUADRON PANT IS A MODERN TWIST ON A CLASSIC CARGO. STANDARD FIT, STREET-INSPIRED STYLE, AND DURABLE MATERIALS MAKE THIS PANT YOUR GO-TO FOR SHREDDING THE MOUNTAIN OR CRUISING THROUGH TOWN.



BLACK
SSF250009



PISTACHIO
SSF250009



NAVY
SSF250009



SAND BEIGE
SSF250009

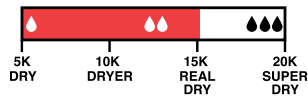


FABRIC

- 2L MINI GROSGRAIN
- LINING - BRUSHED TRICOT / TAFFETA / MESH

WATERPROOF

- 15K / 10K



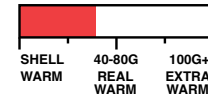
FIT

- STANDARD



INSULATION

- 40 GM - SEAT / KNEE



SIZES

- XS - 2XL

FEATURES

- CRITICALLY SEAM-SEALED
- MESH BACKED INSEAM VENTS
- EXTERNAL WAIST ADJUSTMENT SYSTEM
- POWDER SKIRT INTERFACE
- SNAP HEM GUSSET
- CORDURA REINFORCED BACK HEM
- KNEE ARTICULATION
- BOOT GAITERS
- BOOT HOOKS



CARGO POCKET



POWDER SKIRT INTERFACE



MESH BACKED INSEAM VENTS



BOOT HOOKS

ALWAYS HAVE ALWAYS WILL.

BRACKET JOGGER PANT

THE BRACKET HAS BECOME A TEAM FAVORITE. THE SOFTSHELL MATERIAL COMBINED WITH THE STREET FIT AND DESIGN ALLOWS YOU TO LOOK CASUAL BUT FEEL PERFORMANCE.



NAVY
SSF250011



PISTACHIO
SSF250011



BLACK
SSF250011



FABRIC

- 2L PONGEE
- LINING- BRUSHED TRICOT/ EMBOSSED TAFFETA

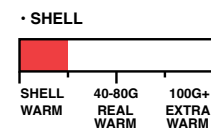
WATERPROOF



FIT

- SUPER BAGGY
-
- TIGHT JUST RIGHT BIG

INSULATION



SIZES

- XS - 2XL

FEATURES

- CRITICALLY SEAM-SEALED
- INTERNAL WAIST ADJUSTMENT SYSTEM
- HAND POCKETS
- BACK POCKETS
- KNEE ARTICULATION
- EASY ADJUST BELT
- ELASTIC GRIPPER HEM



EASY ADJUST BELT



GRIPPER HEM



ZIPPER HAND POCKETS

ALWAYS HAVE ALWAYS WILL

CHAOS PULLOVER JACKET

THE BEST-SELLING CHAOS JACKET IS BACK AND BETTER THAN EVER. WITH BOLD DESIGNS, A FLAWLESS FIT, AND COLORWAYS TO SUIT EVERY VIBE, IT'S A NO-BRAINER FOR RIDERS WHO WANT FUNCTION AND FLAIR.



PURPLE
SSF250013

SAND BEIGE
SSF250013

BLACK
SSF250013

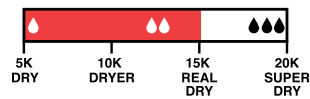
PISTACHIO
SSF250013

FABRIC

- 2L MINI GROSGRAIN
- LINING - BRUSHED TRICOT / EMBOSSED TAFFETA / LYCRA / MESH

WATERPROOF

• 15K / 10K



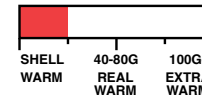
FIT

• STANDARD WITH DROPTAIL



INSULATION

• SHELL



SIZES

• XS - 2XL

FEATURES

- CRITICALLY SEAM-SEALED
- ADJUSTABLE 3-PIECE HOOD
- SIDE ZIP ENTRY
- MESH BACKED UNDERARM VENTILATION
- LYCRA WRIST GAITERS
- STRETCH POWDER SKIRT
- JACKET TO PANT CONNECT
- SLEEVE PASS POCKET
- EASY ADJUST HEM W
- CUFF ADJUSTMENT W/EXTENSIONS
- AUDIO ROUTING
- ZIPPER ENTRY KANGAROO HAND POCKETS
- BRUSHED TRICOT CHIN GUARD



SIDE ZIP ENTRY



TOP LOAD POCKETS AND ZIPPER HAND POCKETS



HALF ZIP WITH VELCRO CLOSURE



JACKET TO PANT CONNECT



CUFF ADJUSTMENT W/ EXTENSION



LYCRA WRIST GAITERS

ALWAYS HAVE ALWAYS WILL

VITAL JACKET

SIMPLE NEVER GOES OUT OF STYLE. THE VITAL JACKET NAILS THE ESSENTIALS: WARMTH, WATERPROOFING, AND TIMELESS DESIGN. CLEAN, CLASSIC, AND BUILT TO PERFORM, IT'S EVERYTHING YOU NEED AND NOTHING YOU DON'T.



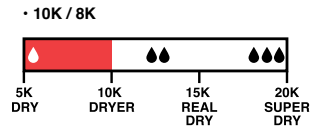
SAND BEIGE
SSFW250024

BLACK
SSFW250024

FABRIC

- 2L MINI GROSGRAIN
- LINING - BRUSHED TRICOT / TAFFETA / MESH

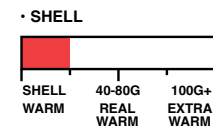
WATERPROOF



FIT



INSULATION



SIZES

- XS - 2XL

FEATURES

- CRITICALLY SEAM-SEALED
- ADJUSTABLE HOOD
- MESH BACKED UNDERARM VENTILATION
- JACKET TO PANT CONNECT
- POWDER SKIRT
- INTERIOR GOGGLE POCKET
- ZIPPER HAND POCKETS
- CUFF ADJUSTMENT W/EXTENSIONS
- BRUSHED TRICOT CHIN GUARD



ZIPPER HAND POCKETS



JACKET TO PANT CONNECT



UNDERARM VENTILATION



INTERIOR GOGGLE POCKET



CUFF ADJUSTMENT W/ EXTENSION

ALWAYS HAVE ALWAYS WILL.

CAPITAL PANT

THE CAPITAL PANT KEEPS IT CLEAN AND SIMPLE. THIS LO-FI DESIGN FOCUSES ON WHAT MATTERS MOST: KEEPING YOU WARM, DRY, AND DIALED IN. MINIMALIST VIBES, MAXIMUM PERFORMANCE.



SAND BEIGE
SSF250025



BLACK
SSF250025

FABRIC

- 2L MINI GROSGRAIN
- LINING - BRUSHED TRICOT / TAFFETA / MESH

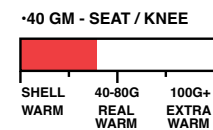
WATERPROOF



FIT



INSULATION



SIZES

• XS - 2XL

FEATURES

- CRITICALLY SEAM-SEALED
- MESH BACKED INSEAM VENTS
- EXTERNAL WAIST ADJUSTMENT SYSTEM
- POWDER SKIRT INTERFACE
- SNAP HEM GUSSET
- CORDURA REINFORCED BACK HEM
- KNEE ARTICULATION
- BOOT GAITERS
- BOOT HOOKS
- ZIPPER HAND POCKETS
- VELCRO SECURE BACK POCKET



POWDER SKIRT
INTERFACE



MESH BACKED
INSEAM VENTS



BOOT HOOKS

ALWAYS HAVE ALWAYS WILL

AWA



ALWAYS HAVE ALWAYS WILL



SESSIONS

PP DRY GRID FLEECE HZ

SE25F101HZ

2025 FW

AWA COLLECTION



SAND BEIGE



BLACK



FALL & WINTER / ALL WEATHER APPAREL

ALWAYS HAVE ALWAYS WILL.



PP DRY GRID FLEECE CREW

SE25F102CN

2025 FW

AWA COLLECTION



SAND BEIGE



BLACK



FALL & WINTER / ALL WEATHER APPAREL

ALWAYS HAVE ALWAYS WILL



SESSIONS

PP DRY LONG SLEEVE TEE

SE25F103LT

2025 FW

AWA COLLECTION



SAND BEIGE



BLACK



FALL & WINTER / ALL WEATHER APPAREL

HARDGOODS

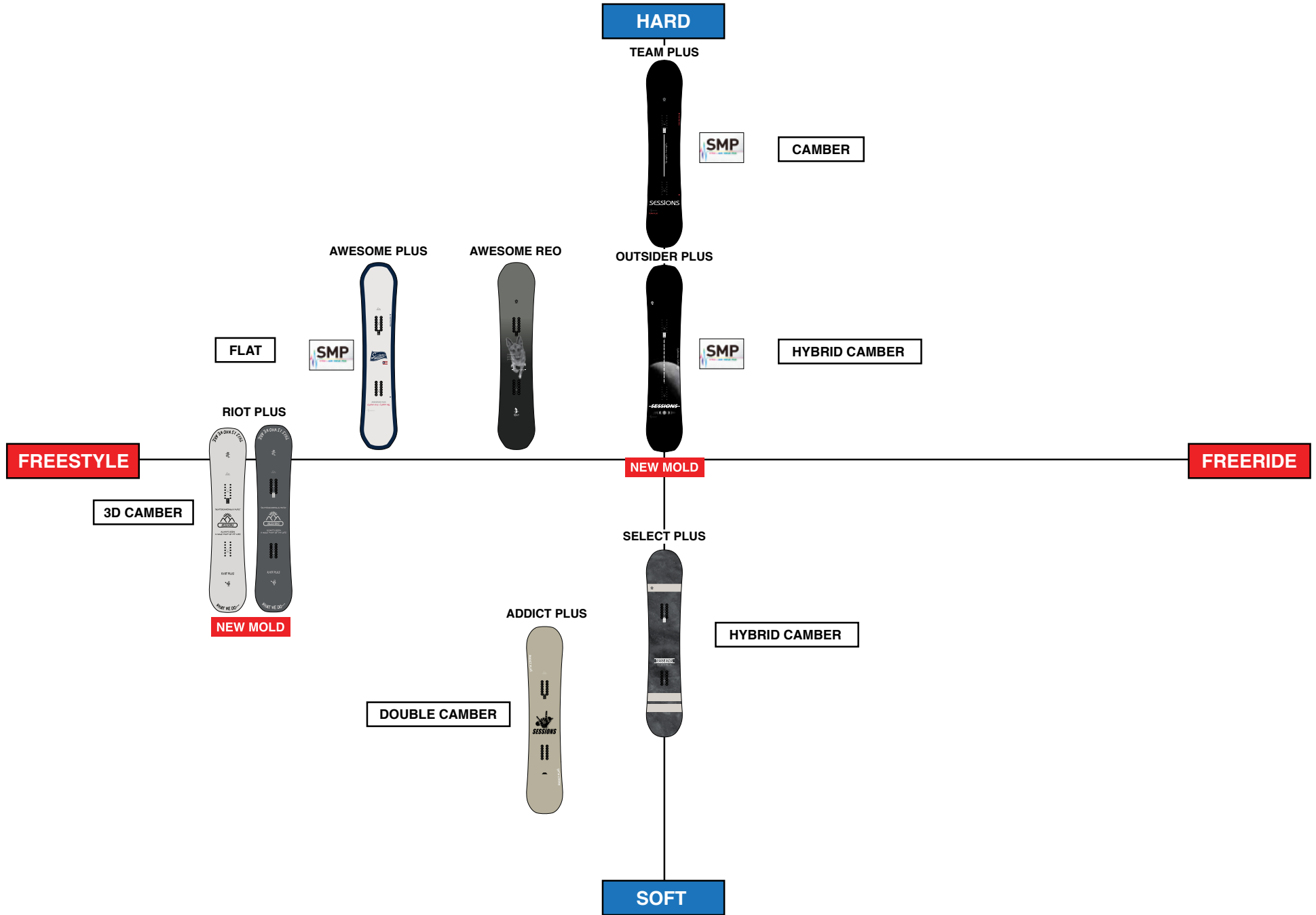
"OH HELL YES! I'VE BEEN SNOWBOARDING SINCE 1980, TO SEE SESSIONS COMING OUT WITH THEIR FIRST SNOWBOARDS AFTER ALL THESE YEARS, ALL I CAN SAY IS I'M STOKED TO BE ABLE TO GO RIDE A SESSIONS SNOWBOARD" - FOUNDER: JOEL GOMEZ



ALWAYS HAVE ALWAYS WILL

SESSIONS BEGAN AS THE ORIGINAL SKATE SHOP EMBEDDED IN THE HARDCORE NORTHERN CALIFORNIA SCENE. EQUAL PARTS SKATEBOARDING AND ROCK-N-ROLL. SESSIONS WAS SYNONYMOUS WITH THE BACKYARD RAMPS, PARKS, STREET SPOTS AND RIPPERS OF THE DAY. SESSIONS WAS THE FIRST BRAND TO MAKE THE SEAMLESS CONNECTION FROM SKATE AND MUSIC INTO SNOWBOARDING AND THIS LEGACY CONTINUES TIL THIS DAY. THIS IS WHO WE ARE, WHAT WE DO...

25/26 SESSIONS SNOWBOARD MATRIX DIAGRAM



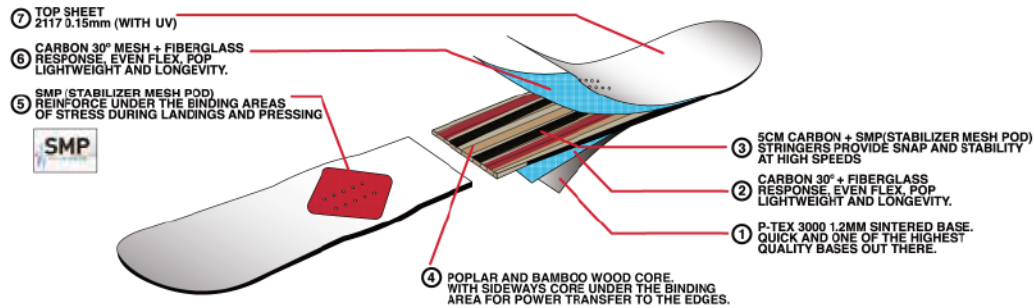
ALWAYS HAVE ALWAYS WILL

THIS IS THE ULTIMATE CAMBER BOARD THAT YOU HAVE BEEN WAITING FOR.

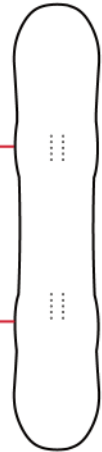
THE SIDE CUT HAS UNIQUE SHAPE UNDER THE BINDING AREAS, CALLED TEAM TRAC PODS, WHICH HELPS THE BOARD HOLD ITS EDGE ON HARD PACK WITHOUT INTERFERING WITH YOUR POWDER RUNS. THIS SPECIAL EXTRA EDGE MAKES SURE YOU STAY STABLE IN THOSE TURNS, AND ALSO PREVENTS YOU FROM SLIPPING OUT WHEN APPROACHING A KICKER LIP.

UTILIZING A MESH CARBON SHEET IN TWO LAYERS MAKES THIS BOARD LIGHT, RESPONSIVE YET PLAYFUL, AND MAKES IT DIFFICULT TO LOOSEN A FIBERGLASS REINFORCEMENT PLATE IS USED UNDER THE BINDING AREA TO HELP STRENGTHEN THE BOARD ON THOSE STRESS AREAS IN LANDINGS AND DURING PRESS.

SLOPESTYLE, HALF PIPE, GROUND TRICKS, AND CARVING, THIS IS A DO IT ALL AND DO IT WELL BOARD FOR THOSE WANTING THE BEST PERFORMANCE FROM THEIR BOARD.



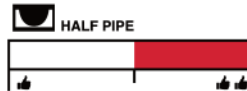
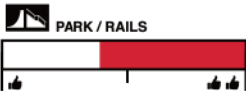
TWIN SHAPE:



BASELINE:





FLEX



DIMENSIONS

SIZE	EFFECTIVE EDGE CM	NOSE WIDTH MM	TAIL WIDTH MM	WAIST WIDTH MM	SIDE CUT RADIUS MM	STANCE WIDTH CM	SETBACK MM
149	1090	287.6	287.6	250	5.6	540	20
152	1090	291.6	291.6	252	5.6	540	20
155	1120	295.6	295.6	254	5.6	540	20





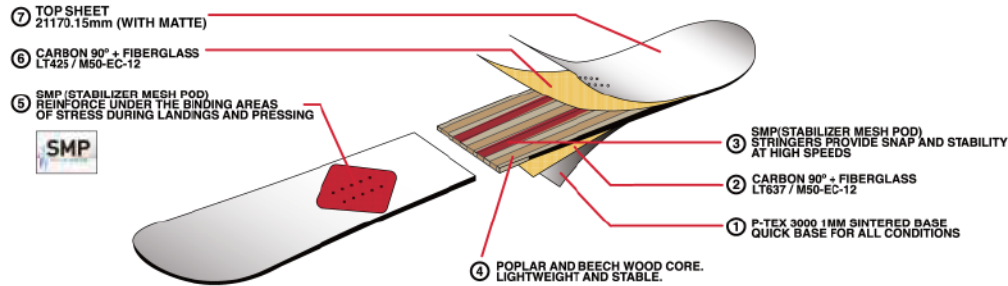
SESSIONS

OUTSIDER PLUS

NEW MOLD

POPLAR AND BEECH ARE MIXED IN THE CORE MATERIAL, AND THE SHEET WOVEN WITH CARBON AND GRASS FIBER CREATE A FIRM BOARD TORSIONALLY. BUT ALLOWS FOR EXTRA STABILITY. THANKS TO THE HYBRID CAMBER. THIS BOARD HOLDS ITS LINE AND HAS EXCELLENT STRAIGHT RUNNING STABILITY. THIS BOARD IS BUILT FOR SPEED, AND ITS SENSE OF STABILITY WHEN IT COMES OUT THE FASTER YOU PUSH IT.

BY PUTTING SMP (STABILIZER MESH POD) UNDER THE BINDING, THE BOARD IS RESPONSIVE TO YOUR MOVEMENTS AND IS RECOMMENDED FOR SNOWBOARDERS WHO ENJOY BIG KICKERS, HALF PIPES AND HIGH-SPEED CARVING THAT CAN REALLY CONTROL THE BOARD AND THE BOARD RESPONDS GREAT.



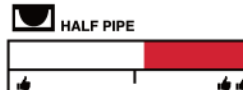
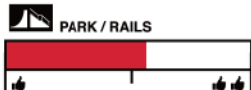
TWIN SHAPE:



BASELINE:



FLEX



DIMENSIONS

SIZE	EFFECTIVE EDGE CM	NOSE WIDTH MM	TAIL WIDTH MM	WAIST WIDTH MM	SIDE CUT RADIUS MM	STANCE WIDTH CM	SETBACK MM
148	1080	286.7	286.7	248	7.5	540	20
151	1110	290.9	290.9	250	7.5	540	20
154	1140	294.7	294.7	252	7.6	540	20



JAPANESE



ENGLISH



TOP

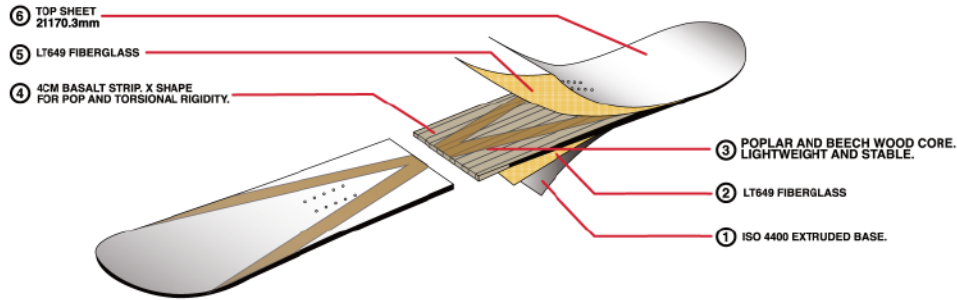


BASE

ALWAYS HAVE ALWAYS WILL

A FULL LENGTH POPLAR CORE PROVIDES , WHILE A X SHAPE BASALT STRIP 4CM WIDE RUNNING OUT TO THE CONTACT ALLOWS FOR A NICE FLEXING BOARD, WITH A RIGHT AMOUNT OF TORSIONAL STIFFNESS IN THE CENTER WHERE THE STRIPS CROSS OVER.

THE HYBRID CAMBER COMBINED WITH THE X SHAPE BASALT MAKES IT EASIER TO LEARN SPIN TRICKS, AND PRACTICE THEIR OLLIES AND RECOMMEND FOR BEGGINERS AS AN OVERALL EASY TO RIDER AND TURNING BOARD.



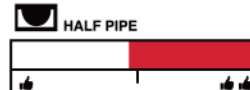
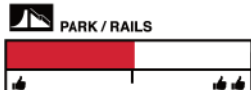
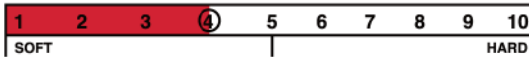
TWIN SHAPE:



BASELINE:



FLEX



DIMENSIONS

SIZE	EFFECTIVE EDGE CM	NOSE WIDTH MM	TAIL WIDTH MM	WAIST WIDTH MM	SIDE CUT RADIUS MM	STANCE WIDTH CM	SETBACK MM
148	1080	286.9	286.9	248	7.5	540	20
151	1110	290.8	290.8	250	7.5	540	20
154	1140	294.4	294.4	252	7.6	540	20



TOP



BASE



SESSIONS

AWESOME PLUS

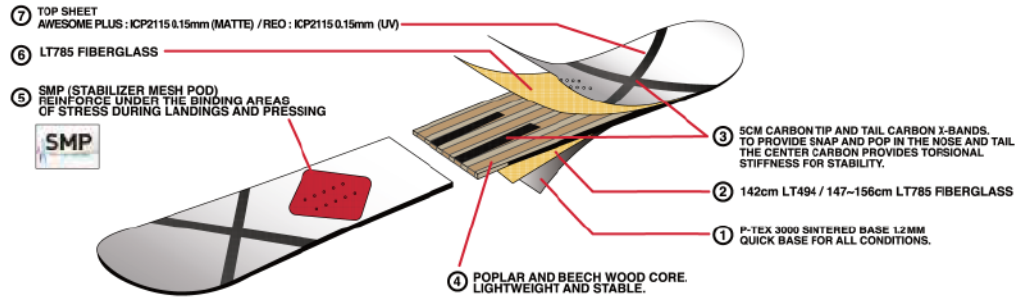
UNLIKE THE CAMBER MODELS, THE INITIAL OPERATION OF THE TURN IS QUICK AND IT IS EASY TO SPIN, AND THE FLAT CAMBER DESIGNS MEANS DON'T HAVE TO FIGHT AS MUCH TO HOLD YOUR NOSE AND TAIL PRESSES.

THANKS TO THE X-SHAPED CARBON IN THE NOSE AND TAIL, THERE IS FIRM POP, WHICH MAKES LAUNCHING OFF OF KICKERS ALL THE MORE FUN.

CARBON PUT BETWEEN THE BINDINGS ADDS SOME TORSION STIFFNESS FOR EASY AND COMFORTABLE CARVING.

SMP (STABILIZER MESH POD) IS USED UNDER THE BINDING AREA TO HELP STRENGTHEN THE BOARD ON THOSE STRESS AREAS IN LANDINGS AND DURING PRESS.

THE FLAT CAMBER IS AN ALL-ROUND BOARD FOR INTERMEDIATE TO ADVANCED RIDERS WHO WANT TO ENJOY FREE RIDING WHILE STILL HITTING UP THE PARK, SOME GROUND TRICKS THROWN IN HERE AND THERE.



TWIN SHAPE:

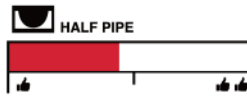
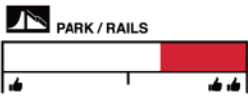


BASELINE:



FLAT CAMBER (0mm)

FLEX



DIMENSIONS

SIZE	EFFECTIVE EDGE CM	NOSE WIDTH MM	TAIL WIDTH MM	WAIST WIDTH MM	SIDE CUT RADIUS MM	STANCE WIDTH CM	SETBACK MM
142	1040	277	277	235	6.3	450	0
147	1090	293.4	293.4	250	6.8	510	0
150	1120	296.1	296.1	252	7	540	0
153	1150	298.9	298.9	254	7.3	540	0
156	1180	301.7	301.7	256	7.5	540	0



JAPANESE



ENGLISH



TOP



BASE

ALWAYS HAVE ALWAYS WILL



SESSIONS

AWESOME REO

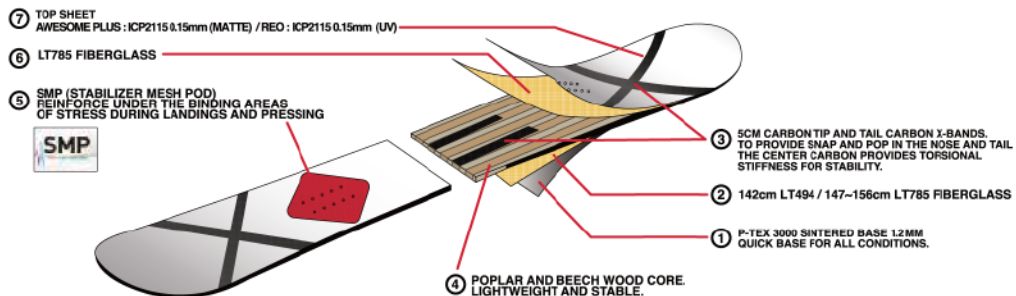
UNLIKE THE CAMBER MODELS, THE INITIAL OPERATION OF THE TURN IS QUICK AND IT IS EASY TO SPIN, AND THE FLAT CAMBER DESIGNS MEANS DON'T HAVE TO FIGHT AS MUCH TO HOLD YOUR NOSE AND TAIL PRESSES.

THANKS TO THE X-SHAPED CARBON IN THE NOSE AND TAIL, THERE IS FIRM POP, WHICH MAKES LAUNCHING OFF OF KICKERS ALL THE MORE FUN.

CARBON PUT BETWEEN THE BINDINGS ADDS SOME TORSION STIFFNESS FOR EASY AND COMFORTABLE CARVING.

SMP (STABILIZER MESH POD) IS USED UNDER THE BINDING AREA TO HELP STRENGTHEN THE BOARD ON THOSE STRESS AREAS IN LANDINGS AND DURING PRESS.

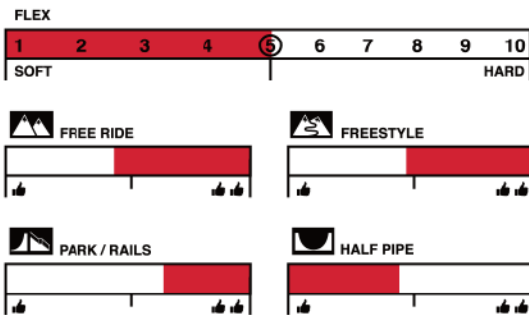
THE FLAT CAMBER IS AN ALL-ROUND BOARD FOR INTERMEDIATE TO ADVANCED RIDERS WHO WANT TO ENJOY FREE RIDING WHILE STILL HITTING UP THE PARK, SOME GROUND TRICKS THROWN IN HERE AND THERE.



TWIN SHAPE:



BASELINE:



DIMENSIONS

SIZE	EFFECTIVE EDGE CM	NOSE WIDTH MM	TAIL WIDTH MM	WAIST WIDTH MM	SIDE CUT RADIUS MM	STANCE WIDTH CM	SETBACK MM
142	1040	277	277	235	6.3	450	0
147	1090	293.4	293.4	250	6.8	490	0
150	1120	296.1	296.1	252	7	520	0
153	1150	298.9	298.9	254	7.3	520	0
156	1180	301.7	301.7	256	7.5	540	0



JAPANESE



ENGLISH



TOP



BASE

ALWAYS HAVE ALWAYS WILL

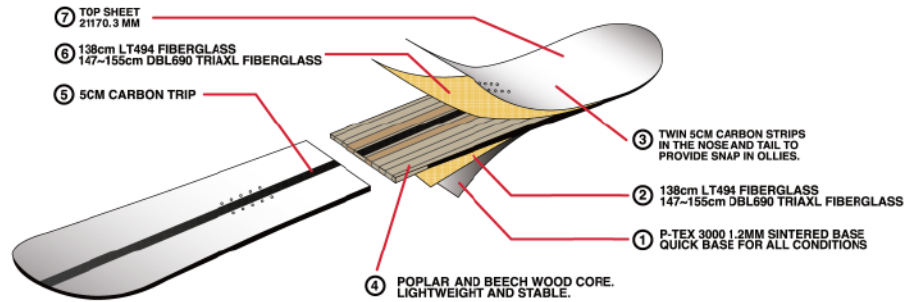
RIOT PLUS

A SOFT FLEX CENTER MAKES IT EASY TO PULL UP THE NOSE AND TAIL, WHILE A CARBON STRIP IS VERTICALLY PLACED IN THE CENTER FROM TIP TO TAIL, CREATING A STRONG SNAP FOR OLLIES AND NOLLIES, CREATING HIGHER OLLIES FOR THAN TRADITIONAL BOARDS.

STABLE AT ALL SPEEDS DUE TO A SOFTER CENTER, BUT STIFFER NOSE AND TAIL, MEANS YOU JUST POINT IT AND GO.

IN ADDITION, SETTING A WIDE CENTER WIDTH FACILITATES JIB TRICKS AND FACILITATES STABLE LANDING WITHOUT ASKING SNOW QUESTIONS.

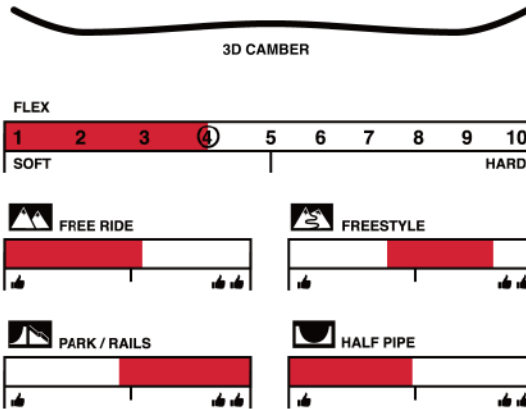
THE COMBINATION OF POPLAR AND BEECH AS THE CORE MATERIAL, MAKES THIS BOARD LIGHTWEIGHT, AND POPPY.



TWIN SHAPE:



BASELINE:




DIMENSIONS

SIZE	EFFECTIVE EDGE CM	NOSE WIDTH MM	TAIL WIDTH MM	WAIST WIDTH MM	SIDE CUT RADIUS MM	STANCE WIDTH CM	SETBACK MM
138	980	276	276	235	6.2	450	0
147	1070	294.4	294.4	252	7.1	510	0
151	1110	297.4	297.4	254	7.4	540	0
155	1150	300.6	300.6	256	7.8	540	0



NEW MOLD



TOP

NEW MOLD



TOP



BASE



BASE

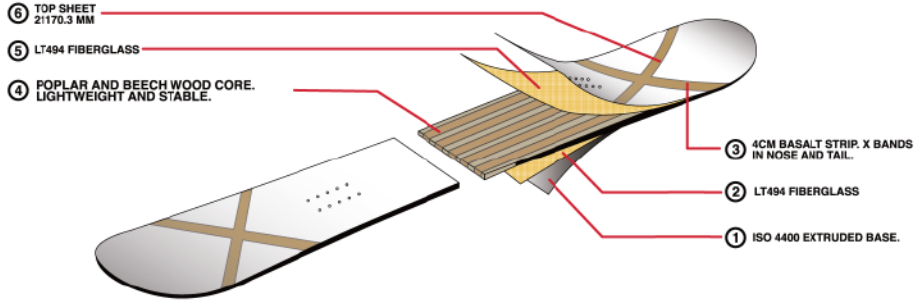
ALWAYS HAVE ALWAYS WILL

ADDICT PLUS


THE HYBRID DOUBLE CAMBER MAKES THIS BOARD FORGIVING ON TURNS, WHILE THE SOLID POPLAR CORE IS LIGHTWEIGHT, AND HAS NICE SOLID FEELING.

A SOFTER TORSIONAL CENTER FLEX MAKES IT FOR BEGINNER'S TO LEARN HOW TO CONTROL THEIR BOARD FOR GROUND TRICKS, WHILE THE BASALT X BANDS IN NOSE AND TAIL PROVIDE SOME POP IN NOSE AND TAIL PRESSES.

RECOMMENDED FOR ENTRY LEVEL USERS WHO WANT TO FOCUS ON GROUND TRICKS, OR THOSE WHO SNOWBOARDED IN THE PAST AND LOOKING TO COME BACK WITH A PLAYFUL FREESTYLE BOARD.



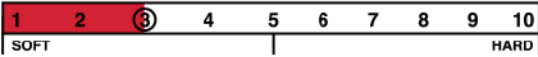
TWIN SHAPE:



BASELINE:



FLEX



FREE RIDE



FREESTYLE



PARK / RAILS



HALF PIPE



DIMENSIONS

SIZE	EFFECTIVE EDGE CM	NOSE WIDTH MM	TAIL WIDTH MM	WAIST WIDTH MM	SIDE CUT RADIUS MM	STANCE WIDTH CM	SETBACK MM
138	1000	286.2	286.2	242	6.6	460	0
144	1040	288	288	246	6.9	460	0
148	1080	289.6	289.6	248	7	540	0
151	1110	291.5	291.5	249	7.2	540	0
154	1140	295.1	295.1	252	7.4	540	0



JAPANESE



ENGLISH



TOP



BASE

ALWAYS HAVE ALWAYS WILL

GLOVES / ACCESSORIES



ALWAYS HAVE ALWAYS WILL

FIVE FINGER GLOVE



3 FINGER GLOVE



ANGLE MITTEN



SESSIONS MITTEN



ALWAYS HAVE ALWAYS WILL.

LIGHT GLIVE -5 FINGER



BLACK / WHITE



BLACK / BLACK

LIGHT GLOVE - MITTEN

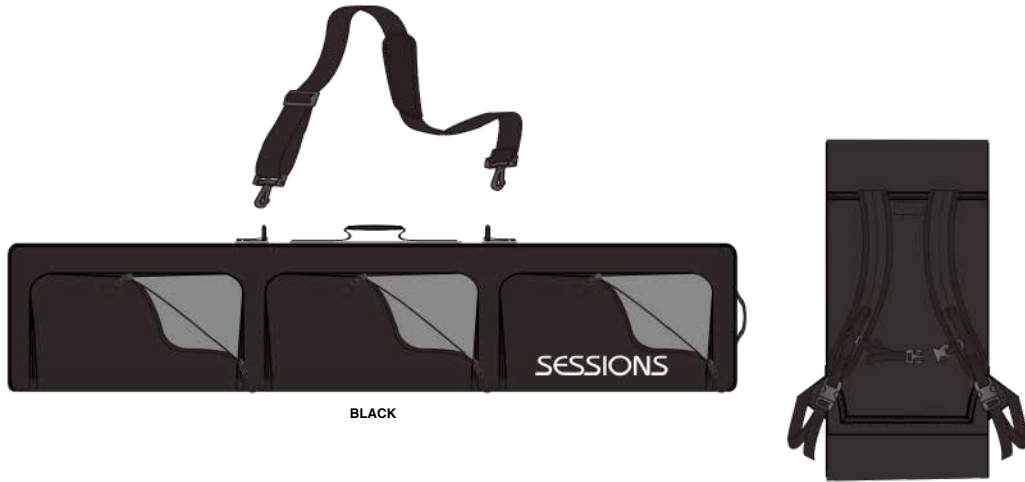


BLACK / BLACK




BROWN

SESSIONS BOARD BAG



CHECKER PLATE 3 LINE DECK PAD



CHECKER PLATE OVAL DECK PAD



CHECKER PLATE SQUARE DECK PAD





ALWAYS HAVE ALWAYS WILL