

PHOTO: BOB PLUMB RIDER: KAS LEMMENS



WINTER 25/26





PUBLIC



PUBLIC SNOWBOARDS WAS CREATED IN 2015 WITH THE IDEA THAT THERE SHOULD BE MORE COMMUNITY IN SNOWBOARDING.

When we started PUBLIC in 2015, I never thought I'd be in a position to own a snowboard brand. Now, ten years later, and I have a brand that supports team riders, retailers & distributors. In turn, that support is reciprocated which feels amazing!

We make sure every facet of our brand is a part of the decision-making process, and that's why we listen intently to the wants and needs of our riders, distributors, sales reps, and shops. This season we focused on expanding our product line by creating a women's specific board under the guidance and direction of JibGurl. We did this because at PUBLIC we care about serving all types of riders and are proud to diversify our lineup. Additionally, we're excited to welcome the all-new Public 'Outreach' into our lineup. The Outreach is our flat cambered, slightly set back quiver killer which is sure to introduce PUBLIC to an even wider audience of snowboarders.

On top of our growing board line up, we're excited to expand our apparel collection to include a variety of headwear offerings and more.

We truly recognize and appreciate all the support from anyone and everyone who backs us, and we wouldn't be where we are without you.

Welcome to PUBLIC 2025-26. We're excited you're here.



- Joe Sexton

Reach out anytime!
Email: joe@publicsnowboards.com
Instagram: @thisispublic



25 / 26

A person wearing a black hooded jacket is sitting in the driver's seat of a car. They are holding a professional video camera with a large lens up to their eye, as if filming. The car's interior, including the steering wheel and dashboard, is visible. The background outside the car is bright and slightly blurred.

JOE SEXTON / DARRELL MATHES / BEN BILODEAU / KAS

LEMMENS / DANYALE PATTERSON / BRETT KULAS / RYAN

COLLINS / QUIN ELLUL / BILLY BOTTOMS / JAYLEN

HANSON / PETE GROASDALE / MADDY MONTGOMERY / CEES

WILLE / MARC-ANDRÉ SÉGUIN / MANU GALVO





PHOTO: THOMAS WIETSE RIDER: RYAN COLLINS

BOARD TECH



QUAD CARBON

Carbon strips add pop and longevity to the board maintaining its pop and stiffness longer while keeping the center of the board softer.



ARAMID STRINGERS

Aramid stringers are strategically placed in a V pattern in the tip and tail for increased durability, dampening and a dose of added pop! Aramid fibers are used to make bulletproof vests so you know every board made with Aramid stringers will be more durable and hold its pop longer, season after season.



SINTERED BASE

Rather than melting polyethylene pellets together (extrusion), sintered bases are manufactured by crushing the pellets together under high pressure. This makes a sintered base more porous for maximum wax absorption, and more abrasion-resistant. In other words it makes the board faster and more durable!



CARBON STRINGER

A 20mm wide carbon fiber stringer running tip to tail to increase overall pop and response without increasing torsional flex to keep the board feeling lively and nimble underfoot. Carbon stringer is the most effective way to add pop without increasing weight.



URETHANE SIDEWALLS

Urethane sidewalls are used in all PUBLIC boards for their superior dampening properties compared to the industry standard ABS and P-Tex sidewalls. Urethane sidewalls are more durable against impact on rocks or rails to prevent your board from delaminating when you get caught slippin' in the park or backcountry.



BIAX GLASS


All PUBLIC Snowboards are made using Biax fiberglass. Biax fiberglass creates a consistent and smooth flexing snowboard tip to tail while allowing the board to stay nimble and predictable.




CARBON V STRINGERS

Carbon stringers are strategically placed in a V pattern in the tip and tail for increased response from the binding to the contact point. This gives the board endless snap in and out of turns and an overall increase in pop.

CORE TYPES

POPLAR  - Our Poplar Core is made of 100% FCS certified poplar wood. Poplar is the most common type of wood used in snowboard cores for its unbeatable strength to weight ratio and is why we make the majority of our boards with this core.

POPLAR  - Poplar Light is a premium version of our tried and true Poplar core and uses 100% FCS certified wood. We've strategically placed super lightweight paulownia wood throughout the core to reduce weight but maintain a snappy feel. Strips of hardwood are placed underneath the bindings to reduce board breaks at the binding line and increase insert retention. The Poplar Light Core is only used on our highest-end boards.

GENERAL PUBLIC

SIZE	EFF. EDGE (CM)	TIP/WAIST/TAIL (MM)	SIDECUT (M)	REF. STANCE (IN)	CONTACT LENGTH (MM)
140	108.75	258 / 234 / 258	6.6	21.9	1037
143	109.75	262 / 237 / 262	6.8	22	1044
147	110.75	278 / 240 / 278	7	22.1	1052
150	112.75	288.4 / 246 / 288.4	7.2	22.2	1065
153	115.68	291.6 / 246 / 291.6	7.4	22.8	1095
154W	117.15	302.6 / 260 / 302.6	7.5	22.8	1100
155	117.15	292.3 / 250 / 292.3	7.5	22.8	1100
157	118.64	293.9 / 251 / 293.9	7.6	22.8	1125
160W	122	308 / 263 / 308	7.7	22.8	1155

JIBGURL

SIZE	EFF. EDGE (CM)	TIP/WAIST/TAIL (MM)	SIDECUT (M)	REF. STANCE (IN)	CONTACT LENGTH (MM)
144	110	274.4 / 236 / 274.4	7.4	19	1070
148	113	278.5 / 238.6 / 278.5	7.5	20	1100
152	116	283.2 / 241 / 283.2	7.5	21	1130

DISORDER

SIZE	EFF. EDGE (CM)	TIP/WAIST/TAIL (MM)	SIDECUT (M)	REF. STANCE (IN)	CONTACT LENGTH (MM)
149	112	288 / 242 / 288	7.9	20.4	1105
152	117.4	295 / 254 / 295	8.1	22.4	1124
155	119.6	297.7 / 254 / 297.7	8.3	22.4	1146

DISPUTE

SIZE	EFF. EDGE (CM)	TIP/WAIST/TAIL (MM)	SIDECUT (M)	REF. STANCE (IN)	SET BACK (IN)	CONTACT LENGTH (MM)
139	108	271.5 / 235 / 271.5	7.5	18.9	0	1050
143	109.4	282.3 / 242.3 / 282.3	7.15	18.5	0	1044
147	111.2	286.1 / 245 / 286.1	6.5	21	0	1040
153	114.7	296.1 / 254 / 296.1	7.9	22.8	-0.5	1138
156	117.4	297.7 / 255.7 / 297.7	8	22.8	-0.5	1163
159	120.1	300.7 / 257 / 300.7	8.1	23	-0.5	1190

DISPLAY

SIZE	EFF. EDGE (CM)	TIP/WAIST/TAIL (MM)	SIDECUT (M)	REF. STANCE (IN)	CONTACT LENGTH (MM)
150	112.1	295.1 / 253 / 295.1	7.8	21.6	1101
153	114.7	296.1 / 254 / 296.1	7.9	22.8	1138
156	117.4	297.7 / 255.7 / 297.7	8	22.8	1163

STATEMENT

SIZE	EFF. EDGE (CM)	TIP/WAIST/TAIL (MM)	SIDECUT (M)	REF. STANCE (IN)	CONTACT LENGTH (MM)
150	114	293 / 252 / 293	7.7	20.5	1120
154	118	298 / 256 / 298	8	21.5	1160
157	121	302 / 259 / 302	8.2	22	1190

OUTREACH

SIZE	EFF. EDGE (CM)	TIP/WAIST/TAIL (MM)	SIDECUT (M)	REF. STANCE (IN)	SET BACK (MM)	TAPER (MM)	CONTACT LENGTH (MM)
153	115.4	307.4 / 252 / 285.5	7.4	22	40	20	1064
157	118.4	311.3 / 254 / 288.8	7.5	22.5	40	20	1089
161	121.5	316.1 / 258 / 293.3	7.6	23	40	20	1115

RESEARCH

SIZE	EFF. EDGE (CM)	TIP/WAIST/TAIL (MM)	SIDECUT (M)	REF. STANCE (IN)	CONTACT LENGTH (MM)
154	116	297 / 251 / 289	7.2	21	1118
157	118	301 / 254 / 293	7.4	21	1143
160	121	305 / 257 / 297	7.6	22	1168
160W	121	313 / 265 / 305	7.6	22	1168




PUBLIC



140



143



147



150



153



154W



155



157



160W

GENERAL PUBLIC

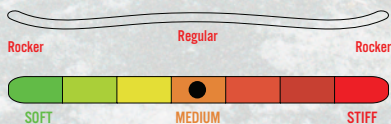

The “General PUBLIC” is truly a snowboard for the masses. This well-rounded board features our “Alert Camber” profile which offers a comfortable, predictable ride no matter where you take it. The “General PUBLIC” has just enough positive camber underfoot to feel stable, responsive, and poppy with plenty of rocker past the inserts to offer forgiveness, float in deep snow and press with ease. From beginners to the pros, the aptly named “General PUBLIC” was made for everyone. Available in our most expansive size range of 140-160W.



ALERT CAMBER

140, 143, 147, 150, 153, 154W, 155, 157, 160W

BEST IN: **STREET & PARK**



Hybrid camber profile is regular between the feet with a rise on the tip and tail. This unique camber and flexibility allows for forgiveness on rails and some extra snap for getting off the ground. With a sintered base and urethane sidewalls for extra protection, it's no wonder this board is a fan favorite. Now available in 140, 143, 147, 150, 153, 154W, 155, 157 and 160W.

BUILT WITH:

- Biax Glass

- Sintered Base

- Urethane Sidewalls

- POPLAR CORE



Collabs and putting names on products can be gross and start off with all the right intentions but fall flat. Synergy and alignment is the most pure beauty when aiming to collaborate energies. That's what we have here for you this season.

UKIYO x PUBLIC

While life is a collision of perspectives, it is the celebration of these similarities and differences that brings joy. Different cultures, a collective love for snowboarding and a shared vision of street to peak.

The Ukiyo x Public collaboration is complete art due to the fact that there were zero agendas around its inception. We genuinely just admired what the Ukiyo crew was doing in their backyard; their spirit and design of the brand, their movement and the cast of characters they assembled.

We work super closely with our distributor in Japan and we agreed this story helps shape a side of Public within the Japanese riding community we wish to nourish. We have nothing but love of snowboarding and the places and people it brings us in contact with and this combined movement is that vibe.

International snowboarders from regional heroes to international stars will help us gain brand fans and let people know our interest in the community.

We have a saying at Public Snowboards, we win them one by one and lose them one by one. We are grateful for what we see through snowboarding in this friendly celebration.




UKIYO x PUBLIC COLLECTION



UKIYO x GENERAL PUBLIC 153



KNIT BEANIE



TENUGUI



CREWNECK SWEATSHIRT



HOODIE



PUBLIC



ARE YOU HTTP?



BECAUSE WITHOUT YOU
I'M JUST ://



144

148

152

JIBGURL

Danyale 'JibGurl' Patterson's pro model returns for this season! The JibGurl model is a directional twin board with a traditional camber profile, and a graphic story that is very clearly hers. We are delighted to expand our product line to include a women's specific board. Get ready to look cute on the slopes!

TRADITIONAL CAMBER

144, 148, 152


BEST IN: STREET & PARK




This board is traditional camber with a little bit of flat at the contact point. This gives the board the pop of a full camber board with a broken-in feel that isn't catchy. Available this season in 144, 148 and 152 snowboard sizes.

BUILT WITH:









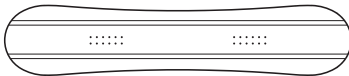
149

152

MICRO CAMBER

149, 152, 155

BEST IN: **STREET & PARK**



MICRO CAMBER



SOFT

MEDIUM

STIFF

Featuring a small amount of traditional camber, giving it just enough pop and control without feeling too stiff. The minimal camber creates a broken-in, playful feel right out of the wrapper, perfect for riders seeking a responsive yet forgiving ride. Available this season in 149, 152 and 155 board sizes.

BUILT WITH:

 - Biax Glass

 - Sintered Base

 - Urethane Sidewalls

 - POPLAR CORE

 - Carbon Stringers



155



DISORDER

IF YOU'RE LOOKING FOR A BOARD THAT FEELS BROKEN-IN ON DAY ONE, BUT STILL HAS ENOUGH BACKBONE TO CONQUER THE WHOLE MOUNTAIN ON DAY 100, LOOK NO FURTHER THAN THE "DISORDER". JOE SEXTON'S PRO MODEL IS SO MUCH MORE THAN A PARK BOARD. ITS 'MICRO CAMBER' PROFILE GIVES THE BOARD POP AND STABILITY, WHILE STILL BEING SOFT AND PLAYFUL ENOUGH TO CAUSE CHAOS IN PARK, URBAN, AND RESORT SETTINGS. BRING MAYHEM TO THE MOUNTAIN ON THE PUBLIC "DISORDER".



PHOTO: COLE LARSON RIDER: BEN BILODEAU



ARGUE ALL YOU WANT, BUT THE DISPUTE RULES THE RESORT. THIS DIRECTIONAL TWIN SHAPE DESIGNED BY BEN BILODEAU FEATURES OUR "ALERT CAMBER" PROFILE, AND IS LOADED WITH TECH. INLAID ARAMID STRIPS, AND CARBON STRINGERS CREATE A LIGHTWEIGHT, POWERFUL CORE THAT OFFERS A RESPONSIVE RIDE. URETHANE SIDEWALLS OFFER EXTRA IMPACT SUPPORT, AND THE SINTERED BASE WILL HAVE YOU WAITING FOR EVERYONE ELSE TO CATCH UP. THERE'S NO DEBATE HERE, THE "DISPUTE" IS THE MOST VERSATILE BOARD IN OUR LINEUP.



153

156

159



ALERT CAMBER

153, 156, 159


BEST IN: STREET & PARK




Hybrid camber profile is regular between the feet with a rise on the tip and tail. This unique camber and flexibility allows for forgiveness on rails and some extra snap for getting off the ground. With a sintered base and urethane sidewalls for extra protection. Available in 153, 156 and 159 board sizes.

BUILT WITH:

 - Biax Glass

 - Aramid Stringers

 - Urethane Sidewalls

 - Carbon Stringers

 - Sintered Base

POPLAR  LIGHT CORE



PHOTO: COLE LARSON RIDER: PETE CROASDALE





PUBLIC DISPLAY

When designing his pro model, Darrell Mathes wanted a board that offered a skate inspired feel that could handle the most technical street spots, while feeling just as at home in the backcountry. Thus, the Public 'Display' was born. The Display's 'Frame Camber' profile features flat camber under foot with a gradual rise toward the tip & tail. This shape allows the board to float in powder and initiate presses with ease, while the Carbon stringers and Aramid strips strategically placed throughout the board provide strength and stability. There's no better way to exhibit your riding, than on the Public Display.



150

153

156




FRAME CAMBER

150, 153, 156

BEST IN: **STREET, PARK & MOUNTAIN**



FRAME CAMBER




Frame camber profile is flat between the feet with a gradual rise on the tip and tail. This board is built tough. Perfect for the heavy impacts of street spots, but built with the backcountry focused rider in mind.

BUILT WITH:

 - Biax Glass

 - Urethane Sidewalls

 - Sintered Base

 - Aramid Stringers

 - Carbon Stringers

POPLAR 

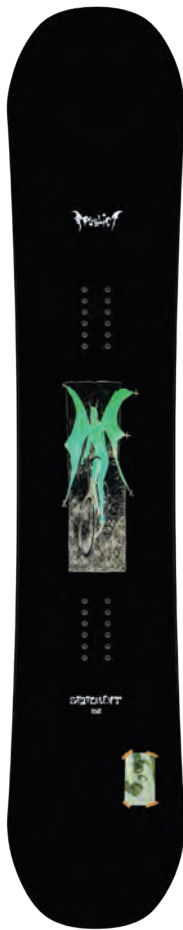


PUBLIC!



PHOTO: WILL SMITH
RIDER: KAS LEMMENS





150



154

TRADITIONAL CAMBER

150, 154, 157

BEST IN: STREET, PARK & MOUNTAIN



Regular



SOFT

MEDIUM

STIFF

This board is camber with a little bit of flat at the contact point. This gives the board the pop of a full camber board but with a broken in feel that isn't catchy.

BUILT WITH:

- Biax Glass

- Quad Carbon

- Urethane Sidewalls

- POPLAR LIGHT CORE

- Sintered Base



157



STATEMENT

Our mid-wide, positive cambered offering comes from the mind of team rider Kas Lemmens in the form of the Public 'Statement'.

This board flattens out at the contact points, allowing the board to get from edge to edge quickly despite its slightly wider waist width, while alleviating toe & heel drag for riders with a larger boot size.

Poplar wood core creates a smooth, consistent flex, while 20mm quad carbon strips that line the tip and tail give the board serious pop.


Sintered base enhances speed, and urethane sidewalls offer impact support and dampening, allowing your riding to speak for itself on the 'Statement'.

INTRODUCING...

PUBLIC



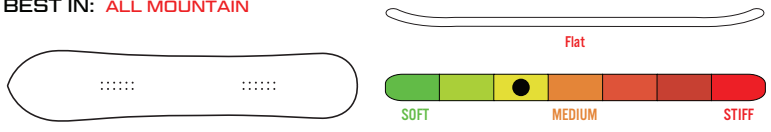
**OUT
REACH**



FLAT CAMBER

153, 157, 161

BEST IN: ALL MOUNTAIN



We are proud to introduce the all-new PUBLIC Outreach to our lineup of boards. Totally flat, and slightly set back – the Outreach is the quiver killer you’ve been looking for. Lightweight, and nimble, this board offers that ‘skating with loose trucks’ feeling you need when you’re riding whatever the mountain can throw at you. From tree runs, and park laps, to pow days and springtime slush sessions, the Outreach is guaranteed to satisfy all your needs without breaking the bank. Available now for PUBLIC consumption.

BUILT WITH:







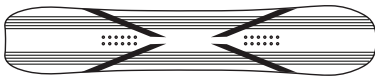
PUBLIC



MOUNTAIN ALERT CAMBER

154, 157, 160, 160W

BEST IN: **ALL MOUNTAIN**



A directional version of our tried and true Alert Camber, that is built around a majority camber profile for edge hold, control, and pop. The top and tail feature early rise with the tip being slightly more exaggerated for increased float in powder and ease of entry into turns. Available in 154, 157, 160 and 160W.

BUILT WITH:



- Carbon V



- Carbon Stringers



- Urethane Sidewalls



- POPLAR LIGHT CORE



- Sintered Base



RESEARCH

The PUBLIC Research is our most freeride focused board to date. This directionally shaped board was designed with 8mm of taper allowing it to float effortlessly in powder and rail turns on hardpack, all while maintaining some of that signature freestyle DNA that PUBLIC is best known for. The Research is filled to the gills with technology including our tried-and-true Poplar Light core, and a super-fast sintered base that offers an unmatched ride. This, paired with our all-new Carbon V and tip to tail carbon stringers make the Research the top pick for scientist snowboarders everywhere. Make the mountain your laboratory with the PUBLIC Research!



T-SHIRTS



LOGO TEE - BLACK



LOGO TEE - WHITE



GENERAL L/S - BLACK



GENERAL L/S - WHITE



FACE LOGO L/S - BLACK



FACE LOGO L/S - WHITE

HOODIES



BOX LOGO HOODIE - BLACK



BOX LOGO HOODIE - WHITE



LOGO HOODIE - RED



LOGO HOODIE - BLACK



FACE LOGO HOODIE - BLACK



FACE LOGO HOODIE - ROYAL

HOODIES



COLLEGIATE HOODIE - GREY



COLLEGIATE HOODIE - NAVY



DISORDER HOODIE - BLACK



DISORDER HOODIE - OFF WHITE



DISPUTE HOODIE - BLACK



DISPUTE HOODIE - BLEACH

CREWNECKS



LOGO CREWNECK - BLACK



LOGO CREWNECK - RED



LEAGUE CREWNECK - BLACK



LEAGUE CREWNECK - MAROON

ACCESSORIES



25/26 STICKER PACK



LOGO SOCK - WHITE



LOGO SOCK - BLACK



LOGO WATER BOTTLE



MESH TOTE

HEADWEAR



LEAGUE CAP - BLACK



LEAGUE CAP - MAROON



LOGO CAP - MAROON



LOGO CAP - BLACK



COLLEGIATE CAP - GREY



COLLEGIATE CAP - PINK CAMO



DISPUTE CAP



RACER EAR FLAP BEANIE



RETRO BEANIE - BLACK



RETRO BEANIE - BLUE



RESEARCH BEANIE - BLACK



RESEARCH BEANIE - BLUE



FACE LOGO BEANIE - GREY



FACE LOGO BEANIE - BLACK



SPLAT SKULLY - BLACK



SPLAT SKULLY - RED



BLEND BEANIE - BROWN



BLEND BEANIE - RED



FACE BALACLAVA - BLACK



FACE BALACLAVA - BLUE

GENERAL



JIBGURL



DISORDER



DISPUTE



DISPLAY



STATEMENT



RESEARCH



OUTREACH



