

WEST

FOR
THE
LOVE
OF
SNOWBOARDING



2
0
2
4
-
2
0
2
5
&
m
o
r
e

24-25 / CLASSIC LINE




ARVINE



UTOPIA



CPT ACHAB



HACHE

WEST

FOR THE LOVE OF SNOWBOARDING

MODEL ¥92,000 (101,200taxin)

UTOPIA

PROGRAM

UNISEX FIT

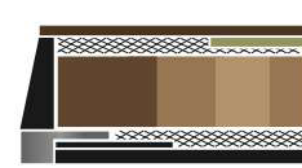




CONSTRUCTION

PROFILE
DIRECTIONAL

CAMBER
FREERIDE CAMBER

SET BACK
-15 MM



- DURABLE LIGHT WEIGHT IMPACT PROOF IPC TOP SHEET
- 2X TIP TO TAIL CARBON KEVLAR STRINGERS + NOSE «V»
- 90° ANTI-DEFORMATION BI-AXIAL FIBERGLASS
- BEECH, POPLAR, SPRUCE, PAULOWNIA WOODCORE
- DOUBLE RABBET ABS SHOCK ABSORBER
- 2MM PREMIUM STEEL EDGES ANTI RUST TREATMENT
- IS7200 BASE

SPECS

size	148 cm	152 cm	156 cm	160 cm
profile	directional	directional	directional	directional
flex rating	6/10	6/10	7/10	7/10
nose width	308 mm	315 mm	320 mm	325 mm
waist width	258 mm	264 mm	266 mm	268 mm
tail width	287 mm	296 mm	300 mm	304 mm
radius	7,2 m	7,2 m	7,2 mm	7,2 mm
running leght	1070 mm	1100 mm	1130 mm	1160 mm
set back	-15mm	-15mm	-15mm	-15mm

DURABILITY



WEST

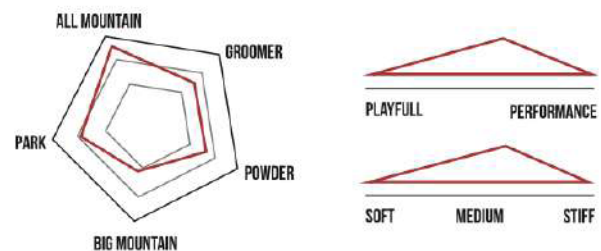
FOR THE LOVE OF SNOWBOARDING

MODEL ¥90,000 (99,000tax in)

LA HACHE

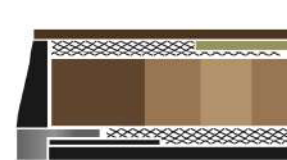
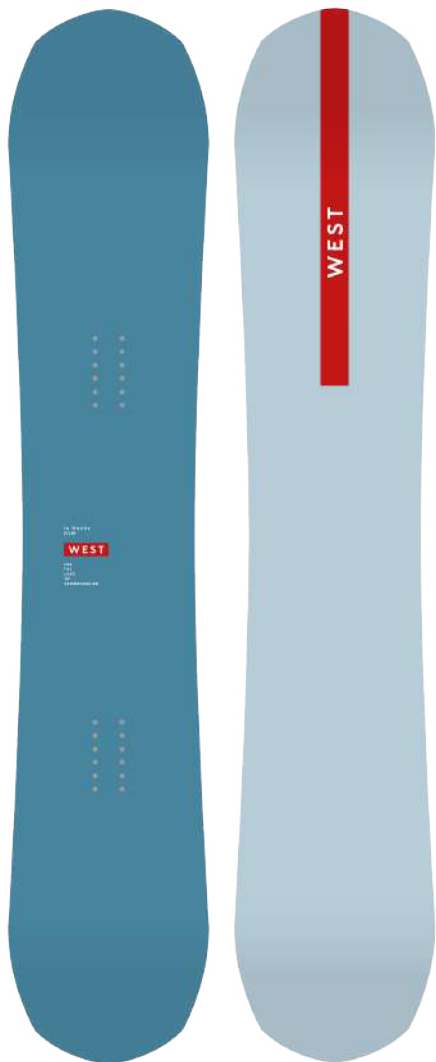
PROGRAM

UNISEX FIT



CONSTRUCTION

PROFILE: DIRECTIONAL TWIN
CAMBER: HYBRID
SET BACK: -20 MM



- DURABLE LIGHT WEIGHT IMPACT PROOF IPC TOP SHEET
- 2X TIP TO TAIL CARBON-KEVLAR-BASALT STRINGERS
- 90° ANTI-DEFORMATION BI-AXIAL FIBERGLASS
- BEECH, POPLAR, SPRUCE, PAULOWNIA WOODCORE
- DOUBLE RABBET ABS SHOCK ABSORBER
- 2MM PREMIUM STEEL EDGES ANTI RUST TREATMENT
- S7200 BASE

SPECS

size	153 cm	156 cm	159 cm	162 cm
profile	dir. twin	dir. twin	dir. twin	dir. twin
flex rating	6/10	7/10	7/10	8/10
nose width	297 mm	300 mm	303 mm	306 mm
waist width	252 mm	255 mm	259 mm	262 mm
tail width	297 mm	300 mm	303 mm	306 mm
radius	7.1 m	7.34 m	7.7 m	8.0 m
nose length	195 mm	199 mm	203 mm	207 mm
tail length	195 mm	199 mm	203 mm	207 mm
running length	1130 mm	1152 mm	1174 mm	1196 mm
set back	-20 mm	-20 mm	-20 mm	-20 mm

DURABILITY



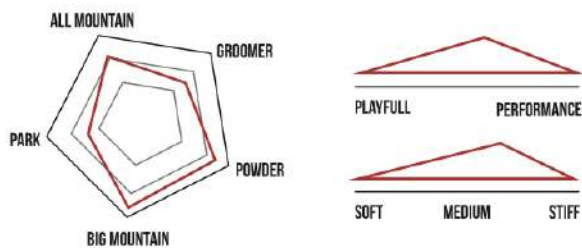
WEST

FOR THE LOVE OF SNOWBOARDING

MODEL ¥110,000 (121,000taxin)

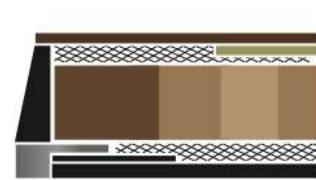
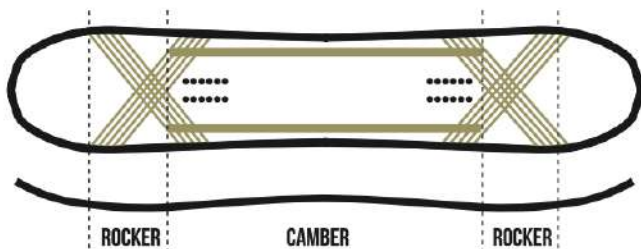
CPT ACHAB

PROGRAM *UNISEX FIT*



CONSTRUCTION

PROFILE **DIRECTIONAL TWIN** CAMBER **HYBRID** SET BACK **-20 MM**



- DURABLE LIGHT WEIGHT IMPACT PROOF IPC TOP SHEET
- TIP AND TAIL KEVLAR-CARBON CROSS + STRINGERS
- 90° ANTI-DEFORMATION BI-AXIAL FIBERGLASS
- BEECH, POPLAR, SPRUCE, PAULOWNIA WOODCORE
- DOUBLE RABBET ABS SHOCK ABSORBER
- 2MM PREMIUM STEEL EDGES ANTI RUST TREATMENT
- IS7200 BASE

SPECS

size	158 cm	163 cm
profile	dir. twin	dir. twin
flex rating	7/10	7/10
nose width	295 mm	301 mm
waist width	255 mm	262 mm
tail width	295 mm	301 mm
radius	7.16 m	7.5 m
nose legth	255 mm	264 mm
tail legth	255 mm	264 mm
running legth	1070 mm	1102 mm
set back	-20 mm	-20 mm

DURABILITY



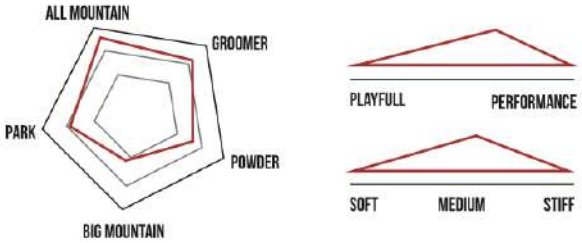
owner
operator
business



MODEL ¥100,000 (108,000taxin)

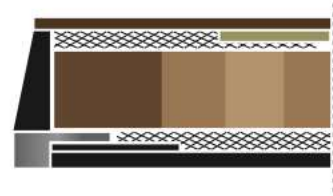
ARVINE

PROGRAM *WOMAN'S FIT*



CONSTRUCTION

PROFILE **DIRECTIONAL** CAMBER **HYBRID** SET BACK **-10 MM**



- DURABLE LIGHT WEIGHT IMPACT PROOF IPC TOP SHEET
- 2X TIP TO TAIL CARBON-KEVLAR-BASALT STRINGERS
- 90° ANTI-DEFORMATION BI-AXIAL FIBERGLASS
- BEECH, POPLAR, SPRUCE, PAULOWNIA WOODCORE
- DOUBLE RABBIT ABS SHOCK ABSORBER
- 2MM PREMIUM STEEL EDGES ANTI RUST TREATMENT
- IS7200 BASE

SPECS

size	141 cm	145 cm	148 cm	151 cm	154 cm
profile	directional	directional	directional	directional	directional
flex rating	6/10	6/10	6/10	7/10	7/10
nose width	276 mm	279 mm	281 mm	288 mm	291 mm
waist width	236 mm	238 mm	240 mm	246 mm	249 mm
tail width	276 mm	279 mm	281 mm	288 mm	291 mm
radius	6.3 m	6.4 m	7.3 m	7.5 m	7.7 m
nose legh	200 mm	220 mm	220 mm	220 mm	220 mm
tail legh	180 mm	200 mm	200 mm	200 mm	200 mm
running leght	1030 mm	1030 mm	1060 mm	1090 mm	1120 mm
set back	-10 mm	-10 mm	-10 mm	-10 mm	-10 mm

DURABILITY



NEW SPECS & INFOS

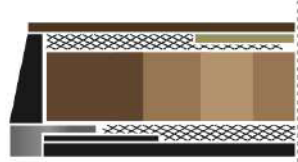
- ! Pre-Launch - Limited sizes - Winter 2024
- ! Official Launch - Sept/Oct 2024
- ! Carry-forward for 25-26
- ! New Lightweight - durable topsheet

- ! Hache 153cm = Unisex
- ! Utopia 148 - wmn / 152 - unisex
- ! Arvine - EASY BEST SELLER
- ! CPT Achab - new construction
 - ! Additional Kevlar bands along the edge between the inserts



OG Standard

NEW SIZES: 156 - 159 - 162



- DURABLE LIGHT WEIGHT IMPACT PROOF IPC TOP SHEET
- 2X TIP TO TAIL CARBON-KEVLAR-BASALT STRINGERS
- 90° ANTI-DEFORMATION BI-AXIAL FIBERGLASS
- BEECH, POPLAR, SPRUCE, PAULOWNIA WOODCORE
- DOUBLE RABBIT ABS SHOCK ABSORBER
- 2MM PREMIUM STEEL EDGES ANTI RUST TREATMENT
- IS7200 BASE

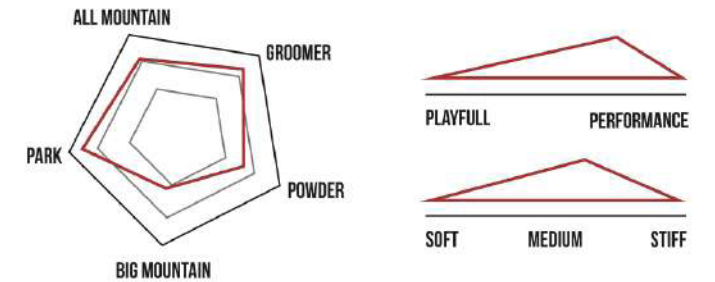
SPECS

	156 cm	159 cm	162 cm
size	156 cm	159 cm	162 cm
profile	dir. twin	dir. twin	dir. twin
flex rating	7/10	7/10	8/10
nose width	300 mm	303 mm	306 mm
waist width	255 mm	259 mm	262 mm
tail width	300 mm	303 mm	306 mm
radius	7.34 m	7.7 m	8.0 m
nose leigth	199 mm	203 mm	207 mm
tail leigth	199 mm	203 mm	207 mm
running leigth	1152 mm	1174 mm	1196 mm
set back	-20 mm	-20 mm	-20 mm

DURABILITY

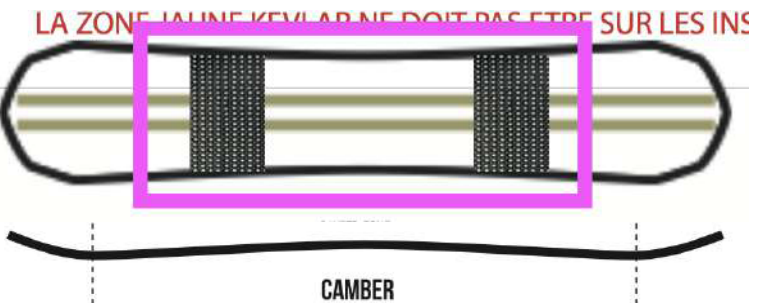


PROGRAM ¥92,000 (101,200taxin) *UNISEX FIT*



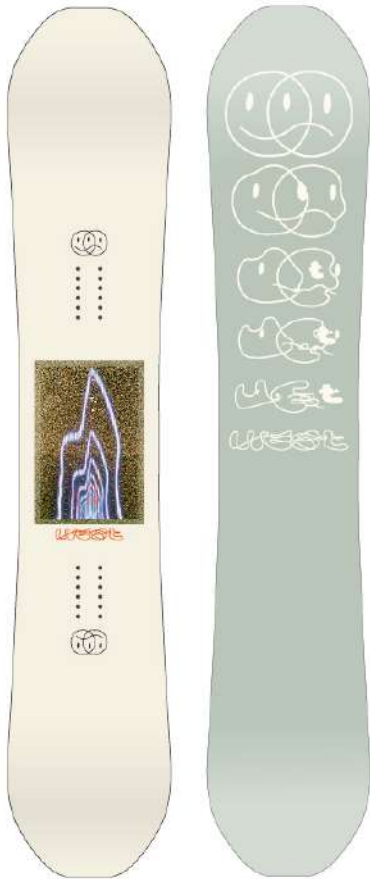
CONSTRUCTION

PROFILE: DIRECTIONAL TWIN
CAMBER: FULL CAMBER
SET BACK: -20 MM

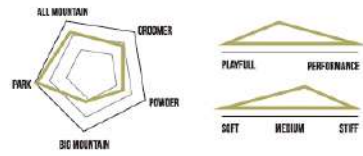


SALAZ

¥80,000 (88,000tax in)

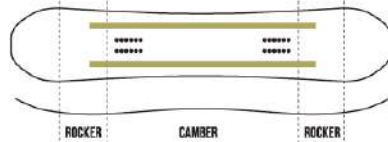


PROGRAM



CONSTRUCTION

PROFILE: TRUE TWIN
CAMBER: HYBRID
SET BACK: 0 MM



SPECS

size	153 cm	156 cm	159 cm
profile	true twin	true twin	true twin
flex rating	6/10	6/10	7/10
nose width	256 mm	297 mm	305 mm
waist width	253 mm	254 mm	240 mm
tail width	256 mm	297 mm	305 mm
radius	7.4 m	7.6 m	7.9 m
nose length	215 mm	215 mm	215 mm
tail length	215 mm	215 mm	215 mm
running length	1100 mm	1100 mm	1160 mm
set back	0 mm	0 mm	0 mm

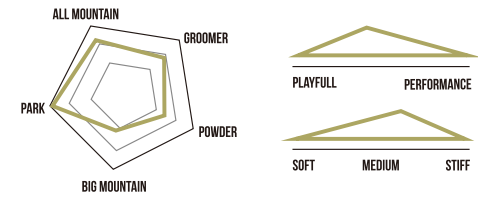
DURABILITY



SALAZ JAPAN LTD

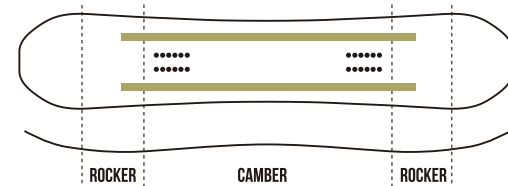


PROGRAM



CONSTRUCTION

PROFILE: TRUE TWIN
CAMBER: HYBRID
SET BACK: 0 MM



SPECS


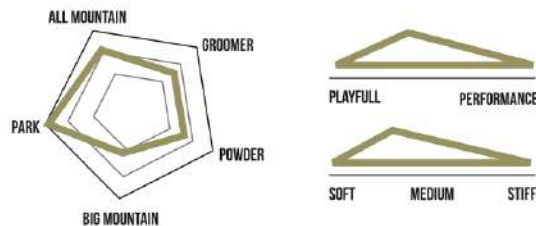
size	153 cm
profile	true twin
flex rating	6/10
nose width	296 mm
waist width	253 mm
tail width	296 mm
radius	7.4 m
nose length	215 mm
tail length	215 mm
running length	1100 mm
set back	0 mm

Nation / THE board for Everyone

The NaTion is not only a snowboard but also a statement:



PROGRAM ¥70,000 (77,000tax in)

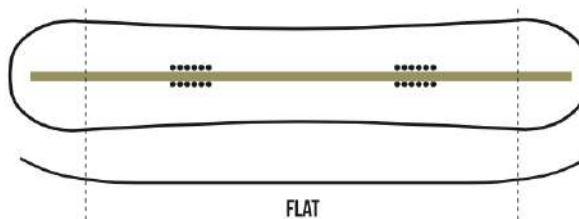


SPECS

size	142cm	145 cm	148 cm	150 cm	153 cm	155 cm
profile	true twin	true twin	true twin	true twin	true twin	true twin
flex rating	5/10	5/10	5/10	5/10	5/10	5/10
nose width	280 mm	283 mm	286 mm	292 mm	293 mm	294 mm
waist width	237 mm	239 mm	241 mm	246 mm	247 mm	249 mm
tail width	280 mm	283 mm	286 mm	292 mm	293 mm	294 mm
radius	6.1 m	6.3 m	6.5 m	6.9 m	7.1 m	7.3 m
nose legh	225 mm	225 mm	225 mm	200 mm	205 mm	215 mm
tail legh	215 mm	215 mm	215 mm	200 mm	205 mm	215 mm
running legh	980 mm	1010 mm	1040 mm	1100 mm	1120 mm	1120 mm
set back	0 mm	0 mm	0 mm	0 mm	0 mm	0 mm

CONSTRUCTION

PROFILE TRUE TWIN
CAMBER FULL
SET BACK 0 MM



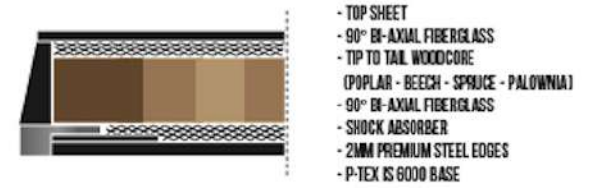
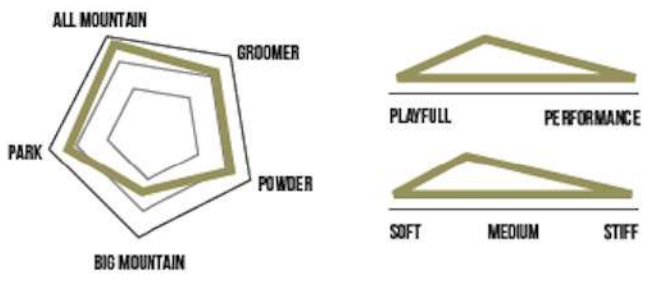

DURABILITY



Kids areFuture

! Kids are our future ! We support them !

¥48,000 (52,800taxin)



- TOP SHEET
- 90° BI-AXIAL FIBERGLASS
- TIP TO TAIL WOODCORE (POPLAR - BEECH - SPRUCE - PALOWNIA)
- 90° BI-AXIAL FIBERGLASS
- SHOCK ABSORBER
- 2MM PREMIUM STEEL EDGES
- P-TEX IS 6000 BASE

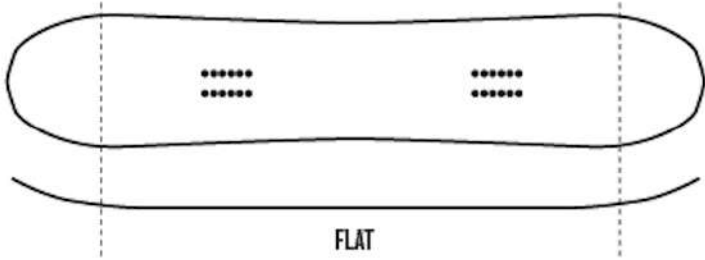
SPECS

missing new 125cm

size	130 cm	135 cm	140 cm	145cm
profla	twin tip	twin tip	twin tip	twin tip
flex rating	3/10	4/10	4/10	5/10
nosa width	270 mm	2x mm	276 mm	282 mm
waist width	239 mm	2x mm	244 mm	249 mm
tail width	270 mm	2x mm	276 mm	282 mm
radius	6 m	6,5 m	6,7 m	7,2 m
nosa length	235 mm	240 mm	245 mm	250 mm
tail length	235 mm	240 mm	245 mm	250 mm
running length	830 mm	870 mm	910 mm	950 mm
set back	0 mm	0 mm	0 mm	0 mm

CONSTRUCTION

PROFILE	CAMBER	SET BACK
TRUE TWIN	FLAT	0 MM



DURABILITY



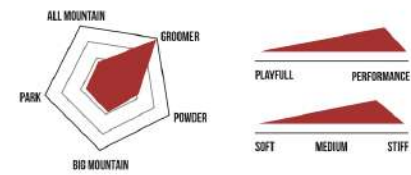
KARVING or KARTING or KRABING

¥120,000 (132,000taxin)

- ! We choose Karving
- ! Our best -seller in some asian countries
- ! Not quite yet in trend but somehow, yes it is THE TREND now

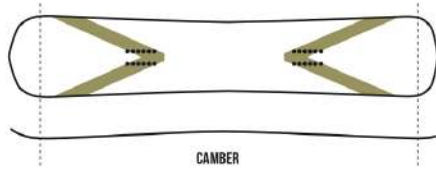


PROGRAM



CONSTRUCTION

PROFILE	CAMBER	SET BACK
DIRECTIONAL	FULL CAMBER	-40 MM



SPECS



size	158 cm	163 cm
profile	directional	directional
flex rating	8/10	8/10
nose width	298 mm	306 mm
waist width	253 mm	256 mm
tail width	293 mm	302 mm
radius	9.5 m	9.5 m
nose length	133 mm	136 mm
tail length	103 mm	106 mm
running length	1344 mm	1366 mm
set back	-40 mm	-40 mm

DURABILITY




SPLIT / GRAMONT & MUVERAN

¥130,000 (143,000tax in)

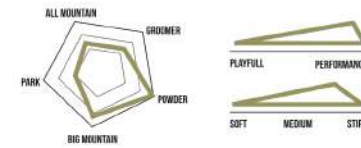


GRAMONT

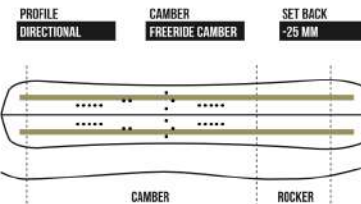


MUVERAN

PROGRAM



CONSTRUCTION

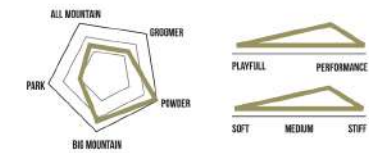


- TOP SHEET
- TOP AXIAL FIBERGLASS
- 2X CARBON-KEVLAR STRINGERS
- TOP TO TAIL WOODCORE (POPULAR - POLYUREA)
- SHOCK ABSORBER
- 2MM PREMIUM STEEL EDGES
- P-TEX 7200 BASE

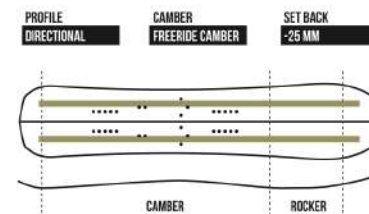
SPECS

	147cm	153cm	159cm	164 cm
size				
profile	directional	directional	directional	directional
flex rating	8/10	8/10	8/10	8/10
nose width	290 mm	306 mm	312 mm	314 mm
waist width	240 mm	256 mm	264 mm	264 mm
tail width	278 mm	294 mm	300 mm	304 mm
radius	7 m	7,5 m	8,2 m	9,2 m
running leght	1110	1145	1190	1235 mm
weight	tbd	tbd	tbd	≈ 3.4 kg

PROGRAM



CONSTRUCTION



- TOP SHEET
- TOP AXIAL FIBERGLASS
- 2X CARBON-KEVLAR STRINGERS
- TOP TO TAIL WOODCORE (POPULAR - POLYUREA)
- SHOCK ABSORBER
- 2MM PREMIUM STEEL EDGES
- P-TEX 7200 BASE

SPECS

	153 cm	157 cm	159cm
size			
profile	directional	directional	directional
flex rating	8/10	8/10	8/10
nose width	308 mm	320 mm	316 mm
waist width	254 mm	268 mm	264 mm
tail width	282 mm	300 mm	296 mm
radius	7,2 m	7,4 m	7,9 mm
running leght	1110 mm	1130 mm	1170 mm
weight	tbd	≈ 2.7 kg	tbd